

Radio (native Type B)	CFGI-FM	Frequency modulation	305427818	Georgina Island
Radio (native Type B)	CFGI-FM	Frequency modulation	305427818	Georgina Island
Radio (native Type B)	CFGI-FM	Frequency modulation	305427818	Georgina Island
Radio (native Type B)	CFGI-FM	Frequency modulation	305427818	Georgina Island
Radio (native Type B)	CFIC-FM	Frequency modulation	205421655	Listuguj
Radio (native Type B)	CFIC-FM	Frequency modulation	205421655	Listuguj
Radio (native Type B)	CFIC-FM	Frequency modulation	205421655	Listuguj
Radio (native Type B)	CFIC-FM	Frequency modulation	205421655	Listuguj
Radio (native Type B)	CFNR-FM	Frequency modulation	535414379	Terrace
Radio (native Type B)	CFNR-FM	Frequency modulation	535414379	Terrace
Radio (native Type B)	CFNR-FM	Frequency modulation	535414379	Terrace
Radio (native Type B)	CFNR-FM	Frequency modulation	535414379	Terrace
Radio (native Type B)	CFWE-FM-4	Frequency modulation	535427240	Edmonton
Radio (native Type B)	CFWE-FM-4	Frequency modulation	535427240	Edmonton
Radio (native Type B)	CFWE-FM-4	Frequency modulation	535427240	Edmonton
Radio (native Type B)	CFWE-FM-4	Frequency modulation	535427240	Edmonton
Radio (native Type B)	CHEC-FM	Frequency modulation	535432091	Leask
Radio (native Type B)	CHFN-FM	Frequency modulation	535416706	Cape Croker Reserve #27 - Wiarton
Radio (native Type B)	CHFN-FM	Frequency modulation	535416706	Cape Croker Reserve #27 - Wiarton
Radio (native Type B)	CHFN-FM	Frequency modulation	535416706	Cape Croker Reserve #27 - Wiarton
Radio (native Type B)	CHME-FM	Frequency modulation	234501070	Les Escoumins
Radio (native Type B)	CHME-FM	Frequency modulation	234501070	Les Escoumins
Radio (native Type B)	CHME-FM	Frequency modulation	234501070	Les Escoumins
Radio (native Type B)	CHME-FM	Frequency modulation	234501070	Les Escoumins
Radio (native Type B)	CHON-FM	Frequency modulation	535402960	Whitehorse
Radio (native Type B)	CHON-FM	Frequency modulation	535402960	Whitehorse
Radio (native Type B)	CHON-FM	Frequency modulation	535402960	Whitehorse
Radio (native Type B)	CHON-FM	Frequency modulation	535402960	Whitehorse
Radio (native Type B)	CHRQ-FM	Frequency modulation	220003842	Restigouche
Radio (native Type B)	CHRQ-FM	Frequency modulation	220003842	Restigouche
Radio (native Type B)	CHRQ-FM	Frequency modulation	220003842	Restigouche
Radio (native Type B)	CHRZ-FM	Frequency modulation	535434683	Parry Sound
Radio (native Type B)	CHRZ-FM	Frequency modulation	535434683	Parry Sound
Radio (native Type B)	CHUK-FM	Frequency modulation	235416013	Mashteuiatsh
Radio (native Type B)	CHUK-FM	Frequency modulation	235416013	Mashteuiatsh
Radio (native Type B)	CHUK-FM	Frequency modulation	235416013	Mashteuiatsh
Radio (native Type B)	CHUK-FM	Frequency modulation	235416013	Mashteuiatsh
Radio (native Type B)	CHUN-FM	Frequency modulation	535418562	Rouyn-Noranda
Radio (native Type B)	CHUN-FM	Frequency modulation	535418562	Rouyn-Noranda
Radio (native Type B)	CHUN-FM	Frequency modulation	535418562	Rouyn-Noranda
Radio (native Type B)	CHUN-FM	Frequency modulation	535418562	Rouyn-Noranda
Radio (native Type B)	CHUT-FM	Frequency modulation	234501021	Lac-Simon (Louvicourt)
Radio (native Type B)	CHUT-FM	Frequency modulation	234501021	Lac-Simon (Louvicourt)
Radio (native Type B)	CHUT-FM	Frequency modulation	234501021	Lac-Simon (Louvicourt)
Radio (native Type B)	CHYF-FM	Frequency modulation	535429709	M'chigeeng
Radio (native Type B)	CICN-FM	Frequency modulation	535433297	Aldina
Radio (native Type B)	CICN-FM	Frequency modulation	535433297	Aldina
Radio (native Type B)	CICY-FM	Frequency modulation	405422411	Selkirk
Radio (native Type B)	CICY-FM	Frequency modulation	405422411	Selkirk
Radio (native Type B)	CICY-FM	Frequency modulation	405422411	Selkirk
Radio (native Type B)	CICY-FM	Frequency modulation	405422411	Selkirk
Radio (native Type B)	CIDD-FM	Frequency modulation	405428279	White Bear Lake Resort
Radio (native Type B)	CIDD-FM	Frequency modulation	405428279	White Bear Lake Resort
Radio (native Type B)	CIDD-FM	Frequency modulation	405428279	White Bear Lake Resort
Radio (native Type B)	CIDD-FM	Frequency modulation	405428279	White Bear Lake Resort
Radio (native Type B)	CIHW-FM	Frequency modulation	214300634	Village-des-Hurons
Radio (native Type B)	CIHW-FM	Frequency modulation	214300634	Village-des-Hurons
Radio (native Type B)	CIHW-FM	Frequency modulation	214300634	Village-des-Hurons

Radio (native Type B)	CIMB-FM	Frequency modulation	234501062	Betsiamites
Radio (native Type B)	CIMB-FM	Frequency modulation	234501062	Betsiamites
Radio (native Type B)	CIMB-FM	Frequency modulation	234501062	Betsiamites
Radio (native Type B)	CIMB-FM	Frequency modulation	234501062	Betsiamites
Radio (native Type B)	CINC-FM	Frequency modulation	415412253	Thompson
Radio (native Type B)	CINC-FM	Frequency modulation	415412253	Thompson
Radio (native Type B)	CINC-FM	Frequency modulation	415412253	Thompson
Radio (native Type B)	CINC-FM	Frequency modulation	415412253	Thompson
Radio (native Type B)	CIUR-FM	Frequency modulation	535427000	Winnipeg
Radio (native Type B)	CIUR-FM	Frequency modulation	535427000	Winnipeg
Radio (native Type B)	CIUR-FM	Frequency modulation	535427000	Winnipeg
Radio (native Type B)	CIUR-FM	Frequency modulation	535427000	Winnipeg
Radio (native Type B)	CJIJ-FM	Frequency modulation	105428800	Sydney
Radio (native Type B)	CJIJ-FM	Frequency modulation	105428800	Sydney
Radio (native Type B)	CJIJ-FM	Frequency modulation	105428800	Sydney
Radio (native Type B)	CJIJ-FM	Frequency modulation	105428800	Sydney
Radio (native Type B)	CJLR-FM	Frequency modulation	420000093	Laronge
Radio (native Type B)	CJLR-FM	Frequency modulation	420000093	Laronge
Radio (native Type B)	CJLR-FM	Frequency modulation	420000093	Laronge
Radio (native Type B)	CJLR-FM	Frequency modulation	420000093	Laronge
Radio (native Type B)	CKAG-FM	Frequency modulation	235409505	Pikogan
Radio (native Type B)	CKAG-FM	Frequency modulation	235409505	Pikogan
Radio (native Type B)	CKAG-FM	Frequency modulation	235409505	Pikogan
Radio (native Type B)	CKAG-FM	Frequency modulation	235409505	Pikogan
Radio (native Type B)	CKAU-FM	Frequency modulation	245410352	Maliotenam
Radio (native Type B)	CKAU-FM	Frequency modulation	245410352	Maliotenam
Radio (native Type B)	CKAU-FM	Frequency modulation	245410352	Maliotenam
Radio (native Type B)	CKAU-FM	Frequency modulation	245410352	Maliotenam
Radio (native Type B)	CKAV-FM	Frequency modulation	305423246	Toronto
Radio (native Type B)	CKAV-FM	Frequency modulation	305423246	Toronto
Radio (native Type B)	CKAV-FM	Frequency modulation	305423246	Toronto
Radio (native Type B)	CKAV-FM-2	Frequency modulation	505427733	Vancouver
Radio (native Type B)	CKAV-FM-2	Frequency modulation	505427733	Vancouver
Radio (native Type B)	CKAV-FM-2	Frequency modulation	505427733	Vancouver
Radio (native Type B)	CKAV-FM-3	Frequency modulation	405427320	Calgary
Radio (native Type B)	CKAV-FM-3	Frequency modulation	405427320	Calgary
Radio (native Type B)	CKAV-FM-3	Frequency modulation	405427320	Calgary
Radio (native Type B)	CKAV-FM-4	Frequency modulation	535418588	Edmonton
Radio (native Type B)	CKAV-FM-4	Frequency modulation	535418588	Edmonton
Radio (native Type B)	CKAV-FM-4	Frequency modulation	535418588	Edmonton
Radio (native Type B)	CKAV-FM-9	Frequency modulation	205428338	Ottawa/Hull
Radio (native Type B)	CKAV-FM-9	Frequency modulation	205428338	Ottawa/Hull
Radio (native Type B)	CKAV-FM-9	Frequency modulation	205428338	Ottawa/Hull
Radio (native Type B)	CKCI-FM	Frequency modulation	535425715	Sarnia
Radio (native Type B)	CKCI-FM	Frequency modulation	535425715	Sarnia
Radio (native Type B)	CKKI-FM	Frequency modulation	535433792	Kahnawake
Radio (native Type B)	CKKI-FM	Frequency modulation	535433792	Kahnawake
Radio (native Type B)	CKLB-FM	Frequency modulation	535403497	Yellowknife
Radio (native Type B)	CKLB-FM	Frequency modulation	535403497	Yellowknife
Radio (native Type B)	CKRK-FM	Frequency modulation	215406034	Kahnawake
Radio (native Type B)	CKRK-FM	Frequency modulation	215406034	Kahnawake
Radio (native Type B)	CKRK-FM	Frequency modulation	215406034	Kahnawake
Radio (native Type B)	CKRK-FM	Frequency modulation	215406034	Kahnawake
Radio (native Type B)	CKRZ-FM	Frequency modulation	325407898	Ohsweken
Radio (native Type B)	CKRZ-FM	Frequency modulation	325407898	Ohsweken
Radio (native Type B)	CKRZ-FM	Frequency modulation	325407898	Ohsweken
Radio (native Type B)	CKRZ-FM	Frequency modulation	325407898	Ohsweken
Radio (native Type B)	CKTI-FM	Frequency modulation	535417407	Kettle Point
Radio (native Type B)	CKTI-FM	Frequency modulation	535417407	Kettle Point

Radio (native Type B)	CKTI-FM	Frequency modulation	535417407	Kettle Point
Radio (native Type B)	CKTI-FM	Frequency modulation	535417407	Kettle Point
Radio (native Type B)	CKTP-FM	Frequency modulation	105427836	Fredericton
Radio (native Type B)	CKTP-FM	Frequency modulation	105427836	Fredericton
Radio (native Type B)	CKTP-FM	Frequency modulation	105427836	Fredericton
Radio (native Type B)	CKTP-FM	Frequency modulation	105427836	Fredericton
Radio (native Type B)	CKUN-FM	Frequency modulation	305422834	Christian Island
Radio (native Type B)	CKUN-FM	Frequency modulation	305422834	Christian Island
Radio (native Type B)	CKUN-FM	Frequency modulation	305422834	Christian Island
Radio (native Type B)	CKUN-FM	Frequency modulation	305422834	Christian Island
Radio (native Type B)	CKWE-FM	Frequency modulation	234502474	Maniwaki/River Desert i.r
Radio (native Type B)	CKWE-FM	Frequency modulation	234502474	Maniwaki/River Desert i.r
Radio (native Type B)	CKWE-FM	Frequency modulation	234502474	Maniwaki/River Desert i.r
Radio (native Type B)	CKWE-FM	Frequency modulation	234502474	Maniwaki/River Desert i.r
Radio (native Type B)	VF2065	Frequency modulation	535429014	Hazelton
Radio (native Type B)	VF2065	Frequency modulation	535429014	Hazelton
Radio (native Type B)	VF2065	Frequency modulation	535429014	Hazelton
Radio (native Type B)	VF2065	Frequency modulation	535429014	Hazelton

Ontario	Ontario	English/Native	Georgina Island First Nations Communications
Ontario	Ontario	English/Native	Georgina Island First Nations Communications
Ontario	Ontario	English/Native	Georgina Island First Nations Communications
Ontario	Ontario	English/Native	Georgina Island First Nations Communications
Quebec	Quebec	English/Native	Micmac Historical Cultural Art Society
Quebec	Quebec	English/Native	Micmac Historical Cultural Art Society
Quebec	Quebec	English/Native	Micmac Historical Cultural Art Society
Quebec	Quebec	English/Native	Micmac Historical Cultural Art Society
British Columbia	BC & Territories	English/Native	Northern Native Broadcasting (Terrace, B.C.)
British Columbia	BC & Territories	English/Native	Northern Native Broadcasting (Terrace, B.C.)
British Columbia	BC & Territories	English/Native	Northern Native Broadcasting (Terrace, B.C.)
British Columbia	BC & Territories	English/Native	Northern Native Broadcasting (Terrace, B.C.)
Alberta	Prairies	English/Native	Aboriginal Multi-Media Society of Alberta
Alberta	Prairies	English/Native	Aboriginal Multi-Media Society of Alberta
Alberta	Prairies	English/Native	Aboriginal Multi-Media Society of Alberta
Alberta	Prairies	English/Native	Aboriginal Multi-Media Society of Alberta
Saskatchewan	Prairies	English/Native	Ledoux, Louis
Ontario	Ontario	English/Native	CHFN Communications Society
Ontario	Ontario	English/Native	CHFN Communications Society
Ontario	Ontario	English/Native	CHFN Communications Society
Quebec	Quebec	French/Native	Radio Essipit Haute-Côte-Nord inc.
Quebec	Quebec	French/Native	Radio Essipit Haute-Côte-Nord inc.
Quebec	Quebec	French/Native	Radio Essipit Haute-Côte-Nord inc.
Quebec	Quebec	French/Native	Radio Essipit Haute-Côte-Nord inc.
Yukon Territory	BC & Territories	English/Native	Northern Native Broadcasting, Yukon
Yukon Territory	BC & Territories	English/Native	Northern Native Broadcasting, Yukon
Yukon Territory	BC & Territories	English/Native	Northern Native Broadcasting, Yukon
Yukon Territory	BC & Territories	English/Native	Northern Native Broadcasting, Yukon
Quebec	Quebec	English/Native	Gespegewag Communications Society
Quebec	Quebec	English/Native	Gespegewag Communications Society
Quebec	Quebec	English/Native	Gespegewag Communications Society
Ontario	Ontario	English/Native	Wasauksing Communications Group
Ontario	Ontario	English/Native	Wasauksing Communications Group
Quebec	Quebec	French/Native	Corporation MédiaTique Teuhikan
Quebec	Quebec	French/Native	Corporation MédiaTique Teuhikan
Quebec	Quebec	French/Native	Corporation MédiaTique Teuhikan
Quebec	Quebec	French/Native	Corporation MédiaTique Teuhikan
Quebec	Quebec	French/Native	Radio communautaire MF Lac Simon inc.
Quebec	Quebec	French/Native	Radio communautaire MF Lac Simon inc.
Quebec	Quebec	French/Native	Radio communautaire MF Lac Simon inc.
Quebec	Quebec	French/Native	Radio communautaire MF Lac Simon inc.
Quebec	Quebec	French/Native	Radio communautaire MF Lac Simon inc.
Quebec	Quebec	French/Native	Radio communautaire MF Lac Simon inc.
Ontario	Ontario	English/Native	Migwans, Alma Jean
Saskatchewan	Prairies	English/Native	Muskeg Lake Cree Nation Radio Station Corp.
Saskatchewan	Prairies	English/Native	Muskeg Lake Cree Nation Radio Station Corp.
Manitoba	Prairies	English/Native	Native Communication Inc.
Manitoba	Prairies	English/Native	Native Communication Inc.
Manitoba	Prairies	English/Native	Native Communication Inc.
Manitoba	Prairies	English/Native	Native Communication Inc.
Saskatchewan	Prairies	English/Native	White Bear Children's Charity Inc.
Saskatchewan	Prairies	English/Native	White Bear Children's Charity Inc.
Saskatchewan	Prairies	English/Native	White Bear Children's Charity Inc.
Saskatchewan	Prairies	English/Native	White Bear Children's Charity Inc.
Quebec	Quebec	Native	Comité de la Radio communautaire huronne Wyandot i
Quebec	Quebec	Native	Comité de la Radio communautaire huronne Wyandot i
Quebec	Quebec	Native	Comité de la Radio communautaire huronne Wyandot i

Quebec	Quebec	Native	Radio Ntetemuk inc.
Quebec	Quebec	Native	Radio Ntetemuk inc.
Quebec	Quebec	Native	Radio Ntetemuk inc.
Quebec	Quebec	Native	Radio Ntetemuk inc.
Manitoba	Prairies	English/Native	Native Communication Inc.
Manitoba	Prairies	English/Native	Native Communication Inc.
Manitoba	Prairies	English/Native	Native Communication Inc.
Manitoba	Prairies	English/Native	Native Communication Inc.
Manitoba	Prairies	English/Native	Native Communication Inc.
Manitoba	Prairies	English/Native	Native Communication Inc.
Manitoba	Prairies	English/Native	Native Communication Inc.
Manitoba	Prairies	English/Native	Native Communication Inc.
Nova Scotia	Atlantic	English/Native	Membertou Radio Association Inc.
Nova Scotia	Atlantic	English/Native	Membertou Radio Association Inc.
Nova Scotia	Atlantic	English/Native	Membertou Radio Association Inc.
Nova Scotia	Atlantic	English/Native	Membertou Radio Association Inc.
Saskatchewan	Prairies	English/Native	Natotawin Broadcasting Inc.
Saskatchewan	Prairies	English/Native	Natotawin Broadcasting Inc.
Saskatchewan	Prairies	English/Native	Natotawin Broadcasting Inc.
Saskatchewan	Prairies	English/Native	Natotawin Broadcasting Inc.
Quebec	Quebec	Native	Société de communication Ikito Pikogan Itée
Quebec	Quebec	Native	Société de communication Ikito Pikogan Itée
Quebec	Quebec	Native	Société de communication Ikito Pikogan Itée
Quebec	Quebec	Native	Société de communication Ikito Pikogan Itée
Quebec	Quebec	French/Native	Corporation de Radio Kushapetsheken Apetuamiss Uas
Quebec	Quebec	French/Native	Corporation de Radio Kushapetsheken Apetuamiss Uas
Quebec	Quebec	French/Native	Corporation de Radio Kushapetsheken Apetuamiss Uas
Quebec	Quebec	French/Native	Corporation de Radio Kushapetsheken Apetuamiss Uas
Ontario	Ontario	English/Native	Aboriginal Voices Radio Inc.
Ontario	Ontario	English/Native	Aboriginal Voices Radio Inc.
Ontario	Ontario	English/Native	Aboriginal Voices Radio Inc.
British Columbia	BC & Territories	English/Native	Aboriginal Voices Radio Inc.
British Columbia	BC & Territories	English/Native	Aboriginal Voices Radio Inc.
British Columbia	BC & Territories	English/Native	Aboriginal Voices Radio Inc.
Alberta	Prairies	English/Native	Aboriginal Voices Radio Inc.
Alberta	Prairies	English/Native	Aboriginal Voices Radio Inc.
Alberta	Prairies	English/Native	Aboriginal Voices Radio Inc.
Alberta	Prairies	English/Native	Aboriginal Voices Radio Inc.
Alberta	Prairies	English/Native	Aboriginal Voices Radio Inc.
Alberta	Prairies	English/Native	Aboriginal Voices Radio Inc.
Ontario	Ontario	English/Native	Aboriginal Voices Radio Inc.
Ontario	Ontario	English/Native	Aboriginal Voices Radio Inc.
Ontario	Ontario	English/Native	Aboriginal Voices Radio Inc.
Ontario	Ontario	English/Native	Points Eagle Radio Inc.
Ontario	Ontario	English/Native	Points Eagle Radio Inc.
Quebec	Quebec	English/Native	Moon, Brian
Quebec	Quebec	English/Native	Moon, Brian
Northwest Territories	BC & Territories	English/Native	Native Communications Society of the N.W.T.
Northwest Territories	BC & Territories	English/Native	Native Communications Society of the N.W.T.
Quebec	Quebec	English/Native	CKRK K-103 FM Mohawk Radio Kahnawake Association
Quebec	Quebec	English/Native	CKRK K-103 FM Mohawk Radio Kahnawake Association
Quebec	Quebec	English/Native	CKRK K-103 FM Mohawk Radio Kahnawake Association
Quebec	Quebec	English/Native	CKRK K-103 FM Mohawk Radio Kahnawake Association
Ontario	Ontario	English/Native	Southern Onkwehon:we Nishinabec Indigenous Commu
Ontario	Ontario	English/Native	Southern Onkwehon:we Nishinabec Indigenous Commu
Ontario	Ontario	English/Native	Southern Onkwehon:we Nishinabec Indigenous Commu
Ontario	Ontario	English/Native	Southern Onkwehon:we Nishinabec Indigenous Commu
Ontario	Ontario	English/Native	Points Eagle Radio Inc.
Ontario	Ontario	English/Native	Points Eagle Radio Inc.

Ontario	Ontario	English/Native	Points Eagle Radio Inc.
Ontario	Ontario	English/Native	Points Eagle Radio Inc.
New Brunswick	Atlantic	English/Native	Maliseet Nation Radio Inc.
New Brunswick	Atlantic	English/Native	Maliseet Nation Radio Inc.
New Brunswick	Atlantic	English/Native	Maliseet Nation Radio Inc.
New Brunswick	Atlantic	English/Native	Maliseet Nation Radio Inc.
Ontario	Ontario	English	Chimnissing Communications
Ontario	Ontario	English	Chimnissing Communications
Ontario	Ontario	English	Chimnissing Communications
Ontario	Ontario	English	Chimnissing Communications
Quebec	Quebec	English/Native	Radio Broadcaster of the Kitigan Zibi Anishinabeg
Quebec	Quebec	English/Native	Radio Broadcaster of the Kitigan Zibi Anishinabeg
Quebec	Quebec	English/Native	Radio Broadcaster of the Kitigan Zibi Anishinabeg
Quebec	Quebec	English/Native	Radio Broadcaster of the Kitigan Zibi Anishinabeg
British Columbia	BC & Territories	English/Native	Kispiox First Nations Community Radio
British Columbia	BC & Territories	English/Native	Kispiox First Nations Community Radio
British Columbia	BC & Territories	English/Native	Kispiox First Nations Community Radio
British Columbia	BC & Territories	English/Native	Kispiox First Nations Community Radio


Georgina Island First Nations Communications	Radio (native Type B)	2011
Georgina Island First Nations Communications	Radio (native Type B)	2012
Georgina Island First Nations Communications	Radio (native Type B)	2013
Georgina Island First Nations Communications	Radio (native Type B)	2014
Micmac Historical Cultural Art Society	Radio (native Type B)	2011
Micmac Historical Cultural Art Society	Radio (native Type B)	2012
Micmac Historical Cultural Art Society	Radio (native Type B)	2013
Micmac Historical Cultural Art Society	Radio (native Type B)	2014
Northern Native Broadcasting (Terrace, B.C.)	Radio (native Type B)	2011
Northern Native Broadcasting (Terrace, B.C.)	Radio (native Type B)	2012
Northern Native Broadcasting (Terrace, B.C.)	Radio (native Type B)	2013
Northern Native Broadcasting (Terrace, B.C.)	Radio (native Type B)	2014
Aboriginal Multi-Media Society of Alberta	Radio (native Type B)	2011
Aboriginal Multi-Media Society of Alberta	Radio (native Type B)	2012
Aboriginal Multi-Media Society of Alberta	Radio (native Type B)	2013
Aboriginal Multi-Media Society of Alberta	Radio (native Type B)	2014
Director of Operations, Mistawasis First Nations R	Radio (native Type B)	2014
CHFN Communications Society	Radio (native Type B)	2011
CHFN Communications Society	Radio (native Type B)	2012
CHFN Communications Society	Radio (native Type B)	2013
Radio Essipit Haute-Côte-Nord inc.	Radio (native Type B)	2011
Radio Essipit Haute-Côte-Nord inc.	Radio (native Type B)	2012
Radio Essipit Haute-Côte-Nord inc.	Radio (native Type B)	2013
Radio Essipit Haute-Côte-Nord inc.	Radio (native Type B)	2014
Northern Native Broadcasting, Yukon	Radio (native Type B)	2011
Northern Native Broadcasting, Yukon	Radio (native Type B)	2012
Northern Native Broadcasting, Yukon	Radio (native Type B)	2013
Northern Native Broadcasting, Yukon	Radio (native Type B)	2014
Gespegewag Communications Society	Radio (native Type B)	2011
Gespegewag Communications Society	Radio (native Type B)	2012
Gespegewag Communications Society	Radio (native Type B)	2013
Wasauksing Communications Group	Radio (native Type B)	2013
Wasauksing Communications Group	Radio (native Type B)	2014
Corporation MédiaTique Teuhikan	Radio (native Type B)	2011
Corporation MédiaTique Teuhikan	Radio (native Type B)	2012
Corporation MédiaTique Teuhikan	Radio (native Type B)	2013
Corporation MédiaTique Teuhikan	Radio (native Type B)	2014
Radio communautaire MF Lac Simon inc.	Radio (native Type B)	2011
Radio communautaire MF Lac Simon inc.	Radio (native Type B)	2012
Radio communautaire MF Lac Simon inc.	Radio (native Type B)	2013
Radio communautaire MF Lac Simon inc.	Radio (native Type B)	2014
Radio communautaire MF Lac Simon inc.	Radio (native Type B)	2011
Radio communautaire MF Lac Simon inc.	Radio (native Type B)	2012
Radio communautaire MF Lac Simon inc.	Radio (native Type B)	2014
Anong Migwans Beam	Radio (native Type B)	2014
Muskeg Lake Cree Nation Radio Station Corp.	Radio (native Type B)	2013
Muskeg Lake Cree Nation Radio Station Corp.	Radio (native Type B)	2014
Native Communication Inc.	Radio (native Type B)	2011
Native Communication Inc.	Radio (native Type B)	2012
Native Communication Inc.	Radio (native Type B)	2013
Native Communication Inc.	Radio (native Type B)	2014
White Bear Children's Charity Inc.	Radio (native Type B)	2011
White Bear Children's Charity Inc.	Radio (native Type B)	2012
White Bear Children's Charity Inc.	Radio (native Type B)	2013
White Bear Children's Charity Inc.	Radio (native Type B)	2014
Comité de la Radio communautaire huronne Wyandot i	Radio (native Type B)	2011
Comité de la Radio communautaire huronne Wyandot i	Radio (native Type B)	2012
Comité de la Radio communautaire huronne Wyandot i	Radio (native Type B)	2013



Radio Ntetemuk inc.	Radio (native Type B)	2011
Radio Ntetemuk inc.	Radio (native Type B)	2012
Radio Ntetemuk inc.	Radio (native Type B)	2013
Radio Ntetemuk inc.	Radio (native Type B)	2014
Native Communication Inc.	Radio (native Type B)	2011
Native Communication Inc.	Radio (native Type B)	2012
Native Communication Inc.	Radio (native Type B)	2013
Native Communication Inc.	Radio (native Type B)	2014
Native Communication Inc.	Radio (native Type B)	2011
Native Communication Inc.	Radio (native Type B)	2012
Native Communication Inc.	Radio (native Type B)	2013
Native Communication Inc.	Radio (native Type B)	2014
Membertou Radio Association Inc.	Radio (native Type B)	2011
Membertou Radio Association Inc.	Radio (native Type B)	2012
Membertou Radio Association Inc.	Radio (native Type B)	2013
Membertou Radio Association Inc.	Radio (native Type B)	2014
Natotawin Broadcasting Inc.	Radio (native Type B)	2011
Natotawin Broadcasting Inc.	Radio (native Type B)	2012
Natotawin Broadcasting Inc.	Radio (native Type B)	2013
Natotawin Broadcasting Inc.	Radio (native Type B)	2014
Société de communication Ikito Pikogan Itée	Radio (native Type B)	2011
Société de communication Ikito Pikogan Itée	Radio (native Type B)	2012
Société de communication Ikito Pikogan Itée	Radio (native Type B)	2013
Société de communication Ikito Pikogan Itée	Radio (native Type B)	2014
Corporation de Radio Kushapetsheken Apetuamiss Uas	Radio (native Type B)	2011
Corporation de Radio Kushapetsheken Apetuamiss Uas	Radio (native Type B)	2012
Corporation de Radio Kushapetsheken Apetuamiss Uas	Radio (native Type B)	2013
Corporation de Radio Kushapetsheken Apetuamiss Uas	Radio (native Type B)	2014
Aboriginal Voices Radio Inc.	Radio (native Type B)	2011
Aboriginal Voices Radio Inc.	Radio (native Type B)	2012
Aboriginal Voices Radio Inc.	Radio (native Type B)	2013
Aboriginal Voices Radio Inc.	Radio (native Type B)	2011
Aboriginal Voices Radio Inc.	Radio (native Type B)	2012
Aboriginal Voices Radio Inc.	Radio (native Type B)	2013
Aboriginal Voices Radio Inc.	Radio (native Type B)	2011
Aboriginal Voices Radio Inc.	Radio (native Type B)	2012
Aboriginal Voices Radio Inc.	Radio (native Type B)	2013
Aboriginal Voices Radio Inc.	Radio (native Type B)	2011
Aboriginal Voices Radio Inc.	Radio (native Type B)	2012
Aboriginal Voices Radio Inc.	Radio (native Type B)	2013
Aboriginal Voices Radio Inc.	Radio (native Type B)	2011
Aboriginal Voices Radio Inc.	Radio (native Type B)	2012
Aboriginal Voices Radio Inc.	Radio (native Type B)	2013
Aboriginal Voices Radio Inc.	Radio (native Type B)	2011
Aboriginal Voices Radio Inc.	Radio (native Type B)	2012
Aboriginal Voices Radio Inc.	Radio (native Type B)	2013
Points Eagle Radio Inc.	Radio (native Type B)	2013
Points Eagle Radio Inc.	Radio (native Type B)	2014
General Manager, Kahnawake Keeps It Country Statio	Radio (native Type B)	2013
General Manager, Kahnawake Keeps It Country Statio	Radio (native Type B)	2014
Native Communications Society of the N.W.T.	Radio (native Type B)	2011
Native Communications Society of the N.W.T.	Radio (native Type B)	2013
CKRK K-103 FM Mohawk Radio Kahnawake Association	Radio (native Type B)	2011
CKRK K-103 FM Mohawk Radio Kahnawake Association	Radio (native Type B)	2012
CKRK K-103 FM Mohawk Radio Kahnawake Association	Radio (native Type B)	2013
CKRK K-103 FM Mohawk Radio Kahnawake Association	Radio (native Type B)	2014
Southern Onkwehon:we Nishinabec Indigenous Commu	Radio (native Type B)	2011
Southern Onkwehon:we Nishinabec Indigenous Commu	Radio (native Type B)	2012
Southern Onkwehon:we Nishinabec Indigenous Commu	Radio (native Type B)	2013
Southern Onkwehon:we Nishinabec Indigenous Commu	Radio (native Type B)	2014
Points Eagle Radio Inc.	Radio (native Type B)	2011
Points Eagle Radio Inc.	Radio (native Type B)	2012



Points Eagle Radio Inc.	Radio (native Type B)	2013
Points Eagle Radio Inc.	Radio (native Type B)	2014
Maliseet Nation Radio Inc.	Radio (native Type B)	2011
Maliseet Nation Radio Inc.	Radio (native Type B)	2012
Maliseet Nation Radio Inc.	Radio (native Type B)	2013
Maliseet Nation Radio Inc.	Radio (native Type B)	2014
Chimnissing Communications	Radio (native Type B)	2011
Chimnissing Communications	Radio (native Type B)	2012
Chimnissing Communications	Radio (native Type B)	2013
Chimnissing Communications	Radio (native Type B)	2014
Radio Broadcaster of the Kitigan Zibi Anishinabeg	Radio (native Type B)	2011
Radio Broadcaster of the Kitigan Zibi Anishinabeg	Radio (native Type B)	2012
Radio Broadcaster of the Kitigan Zibi Anishinabeg	Radio (native Type B)	2013
Radio Broadcaster of the Kitigan Zibi Anishinabeg	Radio (native Type B)	2014
Kispiox First Nations Community Radio	Radio (native Type B)	2011
Kispiox First Nations Community Radio	Radio (native Type B)	2012
Kispiox First Nations Community Radio	Radio (native Type B)	2013
Kispiox First Nations Community Radio	Radio (native Type B)	2014



s.20(1)(b)


Network	Synd/Prod	Grants	CorpGrants	Other	2011 Rev	PrgExp	TechExp	SalesExp
---------	-----------	--------	------------	-------	----------	--------	---------	----------



**Pages 11 to / à 12  
are withheld pursuant to section  
sont retenues en vertu de l'article**

**20(1)(b)**

**of the Access to Information Act  
de la Loi sur l'accès à l'information**




**Pages 14 to / à 15  
are withheld pursuant to section  
sont retenues en vertu de l'article**

**20(1)(b)**

**of the Access to Information Act  
de la Loi sur l'accès à l'information**

Grants	CorpGrants	Other	2012 Rev	PrgExp	TechExp	SalesExp	AdminExp	TotExp	OperInc
--------	------------	-------	----------	--------	---------	----------	----------	--------	---------




**Pages 17 to / à 18  
are withheld pursuant to section  
sont retenues en vertu de l'article**

**20(1)(b)**

**of the Access to Information Act  
de la Loi sur l'accès à l'information**

Depr	PBIT	Count	Local	National	Network	Synd/Prod	Grants	CorpGrants
------	------	-------	-------	----------	---------	-----------	--------	------------

s.20(1)(b)





**Pages 20 to / à 21  
are withheld pursuant to section  
sont retenues en vertu de l'article**

**20(1)(b)**

**of the Access to Information Act  
de la Loi sur l'accès à l'information**

Other	2013 Rev	PrgExp	TechExp	SalesExp	AdminExp	TotExp	OperInc	Depr	PBIT	Count
-------	----------	--------	---------	----------	----------	--------	---------	------	------	-------




**Pages 23 to / à 24  
are withheld pursuant to section  
sont retenues en vertu de l'article**

**20(1)(b)**

**of the Access to Information Act  
de la Loi sur l'accès à l'information**

Local	National	Network	Synd/Prod	Grants	CorpGrants	Other	2014 Rev
-------	----------	---------	-----------	--------	------------	-------	----------



**Pages 26 to / à 27  
are withheld pursuant to section  
sont retenues en vertu de l'article**

**20(1)(b)**

**of the Access to Information Act  
de la Loi sur l'accès à l'information**

PrgExp	TechExp	SalesExp	AdminExp	TotExp	OperInc	Depr	PBIT	Count
--------	---------	----------	----------	--------	---------	------	------	-------

s.20(1)(b)



**Pages 29 to / à 30  
are withheld pursuant to section  
sont retenues en vertu de l'article**

**20(1)(b)**

**of the Access to Information Act  
de la Loi sur l'accès à l'information**







**CRTC - FINANCIAL SUMMARY - RADIO**

**\$ Radio**

Undertaking	Undertaking#	Location	Licensee	Owner	Fiscal Year
CFAD-FM	535434667	Salmo	Salmo FM Radio Society	Salmo FM Radio Society	2015

	2011	2012	Var %	2013	Var %	2014	Var %	2015	Var %	CAGR (%)
<b>Revenue</b>										
Local Time Sales										
National Time Sales										
Network Payments										
Syndication-Production										
Government/Corporate Grants										
Other Revenue										
<b>Total Revenue</b>										
<b>Expenses</b>										
Programming										
Technical										
Sales and Promotion										
Administration and General										
<b>Total Expenses</b>										
Operating Income										
Depreciation										
<b>P.B.I.T.</b>										
Interest Expense										
Adjustments Gain(Loss)										
<b>Pre-tax Profit</b>										
<b>Programming (%)</b>										
Programming Expense / Expense Total										
Programming Expense / Revenue Total										
<b>Staff</b>										
Total Salaries										
Avg Staff Count										
Avg Salary (\$)										
Salaries/Expense Total (%)										
<b>Profitability (%)</b>										
Operating Margin										
P.B.I.T. Margin										
Pre-tax Margin										

CAGR = Compound Annual Growth Rate

**CRTC - FINANCIAL SUMMARY - RADIO**

**\$ Radio**

Undertaking	Undertaking#	Location	Licensee	Owner	Fiscal Year						
CFAI-FM-1	130000011	Grand-Falls	commu	commu	2015						
(\$)	Fiscal Year	2011	2012	Var %	2013	Var %	2014	Var %	2015	Var %	CAGR (%)
<b>Revenue</b>											
Local Time Sales											
National Time Sales											
Network Payments											
Syndication-Production											
Government/Corporate Grants											
Other Revenue											
<b>Total Revenue</b>											
<b>Expenses</b>											
Programming											
Technical											
Sales and Promotion											
Administration and General											
<b>Total Expenses</b>											
Operating Income											
Depreciation											
<b>P.B.I.T.</b>											
Interest Expense											
Adjustments Gain(Loss)											
<b>Pre-tax Profit</b>											
<b>Programming (%)</b>											
Programming Expense / Expense Total											
Programming Expense / Revenue Total											
<b>Staff</b>											
Total Salaries											
Avg Staff Count											
Avg Salary (\$)											
Salaries/Expense Total (%)											
<b>Profitability (%)</b>											
Operating Margin											
P.B.I.T. Margin											
Pre-tax Margin											

CAGR = Compound Annual Growth Rate





**CRTC - FINANCIAL SUMMARY - RADIO**

**\$ Radio**

Undertaking	Undertaking#	Location	Licensee	Owner	Fiscal Year
CFBO-FM	535419578	Moncton	Radio Beauséjour inc.	Radio Beauséjour inc.	2015

(\$)	Fiscal Year	2011	2012	Var %	2013	Var %	2014	Var %	2015	Var %	CAGR (%)
<b>Revenue</b>											
Local Time Sales											
National Time Sales											
Network Payments											
Syndication-Production											
Government/Corporate Grants											
Other Revenue											
<b>Total Revenue</b>											
<b>Expenses</b>											
Programming											
Technical											
Sales and Promotion											
Administration and General											
<b>Total Expenses</b>											
Operating Income											
Depreciation											
<b>P.B.I.T.</b>											
Interest Expense											
Adjustments Gain(Loss)											
<b>Pre-tax Profit</b>											
<b>Programming (%)</b>											
Programming Expense / Expense Total											
Programming Expense / Revenue Total											
<b>Staff</b>											
Total Salaries											
Avg Staff Count											
Avg Salary (\$)											
Salaries/Expense Total (%)											
<b>Profitability (%)</b>											
Operating Margin											
P.B.I.T. Margin											
Pre-tax Margin											

CAGR = Compound Annual Growth Rate



**CRTC - FINANCIAL SUMMARY - RADIO**

**\$ Radio**

Undertaking	Undertaking#	Location	Licensee	Owner	Fiscal Year							
CFBU-FM	305418271	St. Catharines	Brock University Student Radio	Brock University Student Radio	2015							
	(\$)	Fiscal Year	2011	2012	Var %	2013	Var %	2014	Var %	2015	Var %	CAGR (%)
<b>Revenue</b>												
Local Time Sales												
National Time Sales												
Network Payments												
Syndication-Production												
Government/Corporate Grants												
Other Revenue												
<b>Total Revenue</b>												
<b>Expenses</b>												
Programming												
Technical												
Sales and Promotion												
Administration and General												
<b>Total Expenses</b>												
Operating Income												
Depreciation												
<b>P.B.I.T.</b>												
Interest Expense												
Adjustments Gain(Loss)												
<b>Pre-tax Profit</b>												
<b>Programming (%)</b>												
Programming Expense / Expense Total												
Programming Expense / Revenue Total												
<b>Staff</b>												
Total Salaries												
Avg Staff Count												
Avg Salary (\$)												
Salaries/Expense Total (%)												
<b>Profitability (%)</b>												
Operating Margin												
P.B.I.T. Margin												
Pre-tax Margin												

CAGR = Compound Annual Growth Rate





**CRTC - FINANCIAL SUMMARY - RADIO**

**\$ Radio**

Undertaking	Undertaking#	Location	Licensee	Owner	Fiscal Year						
CFBX-FM	535418083	Kamloops	Society	Society	2015						
(\$)	Fiscal Year	2011	2012	Var %	2013	Var %	2014	Var %	2015	Var %	CAGR (%)
<b>Revenue</b>											
Local Time Sales											
National Time Sales											
Network Payments											
Syndication-Production											
Government/Corporate Grants											
Other Revenue											
<b>Total Revenue</b>											
<b>Expenses</b>											
Programming											
Technical											
Sales and Promotion											
Administration and General											
<b>Total Expenses</b>											
Operating Income											
Depreciation											
<b>P.B.I.T.</b>											
Interest Expense											
Adjustments Gain(Loss)											
<b>Pre-tax Profit</b>											
<b>Programming (%)</b>											
Programming Expense / Expense Total											
Programming Expense / Revenue Total											
<b>Staff</b>											
Total Salaries											
Avg Staff Count											
Avg Salary (\$)											
Salaries/Expense Total (%)											
<b>Profitability (%)</b>											
Operating Margin											
P.B.I.T. Margin											
Pre-tax Margin											

CAGR = Compound Annual Growth Rate





**CRTC - FINANCIAL SUMMARY - RADIO**

**\$ Radio**

Undertaking	Undertaking#	Location	Licensee	Owner	Fiscal Year						
CFDY-FM	535426820	Cochrane	Cochrane Polar Bear Radio Club	Cochrane Polar Bear Radio Club	2011						
(\$)	Fiscal Year	2011	2012	Var %	2013	Var %	2014	Var %	2015	Var %	CAGR (%)
<b>Revenue</b>											
Local Time Sales											
National Time Sales											
Network Payments											
Syndication-Production											
Government/Corporate Grants											
Other Revenue											
<b>Total Revenue</b>											
<b>Expenses</b>											
Programming											
Technical											
Sales and Promotion											
Administration and General											
<b>Total Expenses</b>											
Operating Income											
Depreciation											
<b>P.B.I.T.</b>											
Interest Expense											
Adjustments Gain(Loss)											
<b>Pre-tax Profit</b>											
<b>Programming (%)</b>											
Programming Expense / Expense Total											
Programming Expense / Revenue Total											
<b>Staff</b>											
Total Salaries											
Avg Staff Count											
Avg Salary (\$)											
Salaries/Expense Total (%)											
<b>Profitability (%)</b>											
Operating Margin											
P.B.I.T. Margin											
Pre-tax Margin											

CAGR = Compound Annual Growth Rate

**CRTC - FINANCIAL SUMMARY - RADIO**

**\$ Radio**

Undertaking	Undertaking#	Location	Licensee	Owner	Fiscal Year						
CFDY-FM	535433007	Cochrane	Cochrane Polar Bear Radio Club	Cochrane Polar Bear Radio Club	2013						
		2011	2012	Var %	2013	Var %	2014	Var %	2015	Var %	CAGR (%)
<b>Revenue</b>											
Local Time Sales											
National Time Sales											
Network Payments											
Syndication-Production											
Government/Corporate Grants											
Other Revenue											
<b>Total Revenue</b>											
<b>Expenses</b>											
Programming											
Technical											
Sales and Promotion											
Administration and General											
<b>Total Expenses</b>											
Operating Income											
Depreciation											
<b>P.B.I.T.</b>											
Interest Expense											
Adjustments Gain(Loss)											
<b>Pre-tax Profit</b>											
<b>Programming (%)</b>											
Programming Expense / Expense Total											
Programming Expense / Revenue Total											
<b>Staff</b>											
Total Salaries											
Avg Staff Count											
Avg Salary (\$)											
Salaries/Expense Total (%)											
<b>Profitability (%)</b>											
Operating Margin											
P.B.I.T. Margin											
Pre-tax Margin											

CAGR = Compound Annual Growth Rate

**CRTC - FINANCIAL SUMMARY - RADIO**

**\$ Radio**

Undertaking	Undertaking#	Location	Licensee	Owner	Fiscal Year						
CFEP-FM	105428610	Eastern Passage	Seaside Broadcasting Organization	Seaside Broadcasting Organization	2015						
(\$)	Fiscal Year	2011	2012	Var %	2013	Var %	2014	Var %	2015	Var %	CAGR (%)
<b>Revenue</b>											
Local Time Sales											
National Time Sales											
Network Payments											
Syndication-Production											
Government/Corporate Grants											
Other Revenue											
<b>Total Revenue</b>											
<b>Expenses</b>											
Programming											
Technical											
Sales and Promotion											
Administration and General											
<b>Total Expenses</b>											
Operating Income											
Depreciation											
<b>P.B.I.T.</b>											
Interest Expense											
Adjustments Gain(Loss)											
<b>Pre-tax Profit</b>											
<b>Programming (%)</b>											
Programming Expense / Expense Total											
Programming Expense / Revenue Total											
<b>Staff</b>											
Total Salaries											
Avg Staff Count											
Avg Salary (\$)											
Salaries/Expense Total (%)											
<b>Profitability (%)</b>											
Operating Margin											
P.B.I.T. Margin											
Pre-tax Margin											

CAGR = Compound Annual Growth Rate





**CRTC - FINANCIAL SUMMARY - RADIO****\$ Radio**

<b>Undertaking</b>	<b>Undertaking#</b>	<b>Location</b>	<b>Licensee</b>	<b>Owner</b>	<b>Fiscal Year</b>							
CFGI-FM	305427818	Georgina Island	Georgina Island First Nations Communications	Georgina Island First Nations Communications	2015							
	<b>(\$)</b>	<b>Fiscal Year</b>	<b>2011</b>	<b>2012</b>	<b>Var %</b>	<b>2013</b>	<b>Var %</b>	<b>2014</b>	<b>Var %</b>	<b>2015</b>	<b>Var %</b>	<b>CAGR (%)</b>
<b>Revenue</b>												
Local Time Sales												
National Time Sales												
Network Payments												
Syndication-Production												
Government/Corporate Grants												
Other Revenue												
<b>Total Revenue</b>												
<b>Expenses</b>												
Programming												
Technical												
Sales and Promotion												
Administration and General												
<b>Total Expenses</b>												
Operating Income												
Depreciation												
<b>P.B.I.T.</b>												
Interest Expense												
Adjustments Gain(Loss)												
<b>Pre-tax Profit</b>												
<b>Programming (%)</b>												
Programming Expense / Expense Total												
Programming Expense / Revenue Total												
<b>Staff</b>												
Total Salaries												
Avg Staff Count												
Avg Salary (\$)												
Salaries/Expense Total (%)												
<b>Profitability (%)</b>												
Operating Margin												
P.B.I.T. Margin												
Pre-tax Margin												

CAGR = Compound Annual Growth Rate

**CRTC - FINANCIAL SUMMARY - RADIO**

**\$ Radio**

Undertaking	Undertaking#	Location	Licensee	Owner	Fiscal Year						
CFIC-FM	205421655	Listuguj	Micmac Historical Cultural Art Society	Micmac Historical Cultural Art Society	2015						
(\$)	Fiscal Year	2011	2012	Var %	2013	Var %	2014	Var %	2015	Var %	CAGR (%)
<b>Revenue</b>											
Local Time Sales											
National Time Sales											
Network Payments											
Syndication-Production											
Government/Corporate Grants											
Other Revenue											
<b>Total Revenue</b>											
<b>Expenses</b>											
Programming											
Technical											
Sales and Promotion											
Administration and General											
<b>Total Expenses</b>											
Operating Income											
Depreciation											
<b>P.B.I.T.</b>											
Interest Expense											
Adjustments Gain(Loss)											
<b>Pre-tax Profit</b>											
<b>Programming (%)</b>											
Programming Expense / Expense Total											
Programming Expense / Revenue Total											
<b>Staff</b>											
Total Salaries											
Avg Staff Count											
Avg Salary (\$)											
Salaries/Expense Total (%)											
<b>Profitability (%)</b>											
Operating Margin											
P.B.I.T. Margin											
Pre-tax Margin											

CAGR = Compound Annual Growth Rate

**CRTC - FINANCIAL SUMMARY - RADIO**

**\$ Radio**

Undertaking	Undertaking#	Location	Licensee	Owner	Fiscal Year							
CFID-FM	535418661	Acton Vale	Radio-Acton inc.	Radio-Acton inc.	2015							
	(\$)	Fiscal Year	2011	2012	Var %	2013	Var %	2014	Var %	2015	Var %	CAGR (%)
<b>Revenue</b>												
Local Time Sales												
National Time Sales												
Network Payments												
Syndication-Production												
Government/Corporate Grants												
Other Revenue												
<b>Total Revenue</b>												
<b>Expenses</b>												
Programming												
Technical												
Sales and Promotion												
Administration and General												
<b>Total Expenses</b>												
Operating Income												
Depreciation												
<b>P.B.I.T.</b>												
Interest Expense												
Adjustments Gain(Loss)												
<b>Pre-tax Profit</b>												
<b>Programming (%)</b>												
Programming Expense / Expense Total												
Programming Expense / Revenue Total												
<b>Staff</b>												
Total Salaries												
Avg Staff Count												
Avg Salary (\$)												
Salaries/Expense Total (%)												
<b>Profitability (%)</b>												
Operating Margin												
P.B.I.T. Margin												
Pre-tax Margin												

CAGR = Compound Annual Growth Rate

**CRTC - FINANCIAL SUMMARY - RADIO**

**\$ Radio**

Undertaking	Undertaking#	Location	Licensee	Owner	Fiscal Year
CFIM-FM	224400705	Cap-aux-Meules	Diffusion communautaire des Îles inc.	Diffusion communautaire des Îles inc.	2015

	(\$)	Fiscal Year	2011	2012	Var %	2013	Var %	2014	Var %	2015	Var %	CAGR (%)
<b>Revenue</b>												
Local Time Sales												
National Time Sales												
Network Payments												
Syndication-Production												
Government/Corporate Grants												
Other Revenue												
		<b>Total Revenue</b>										
<b>Expenses</b>												
Programming												
Technical												
Sales and Promotion												
Administration and General												
		<b>Total Expenses</b>										
Operating Income												
Depreciation												
		<b>P.B.I.T.</b>										
Interest Expense												
Adjustments Gain(Loss)												
		<b>Pre-tax Profit</b>										
<b>Programming (%)</b>												
Programming Expense / Expense Total												
Programming Expense / Revenue Total												
<b>Staff</b>												
Total Salaries												
Avg Staff Count												
Avg Salary (\$)												
Salaries/Expense Total (%)												
<b>Profitability (%)</b>												
Operating Margin												
P.B.I.T. Margin												
Pre-tax Margin												

CAGR = Compound Annual Growth Rate



**CRTC - FINANCIAL SUMMARY - RADIO**

**\$ Radio**

Undertaking	Undertaking#	Location	Licensee	Owner	Fiscal Year
CFJU-FM	130000029	Quentin	incorpor	incorpor	2015

(\$)	Fiscal Year	2011	2012	Var %	2013	Var %	2014	Var %	2015	Var %	CAGR (%)
<b>Revenue</b>											
Local Time Sales											
National Time Sales											
Network Payments											
Syndication-Production											
Government/Corporate Grants											
Other Revenue											
<b>Total Revenue</b>											
<b>Expenses</b>											
Programming											
Technical											
Sales and Promotion											
Administration and General											
<b>Total Expenses</b>											
Operating Income											
Depreciation											
<b>P.B.I.T.</b>											
Interest Expense											
Adjustments Gain(Loss)											
<b>Pre-tax Profit</b>											
<b>Programming (%)</b>											
Programming Expense / Expense Total											
Programming Expense / Revenue Total											
<b>Staff</b>											
Total Salaries											
Avg Staff Count											
Avg Salary (\$)											
Salaries/Expense Total (%)											
<b>Profitability (%)</b>											
Operating Margin											
P.B.I.T. Margin											
Pre-tax Margin											

CAGR = Compound Annual Growth Rate



















**CRTC - FINANCIAL SUMMARY - RADIO**

**\$ Radio**

Undertaking	Undertaking#	Location	Licensee	Owner	Fiscal Year
CFNR-FM	535414379	Terrace	Northern Native Broadcasting (Terrace, B.C.)	Northern Native Broadcasting (Terrace, B.C.)	2015

(\$)	Fiscal Year	2011	2012	Var %	2013	Var %	2014	Var %	2015	Var %	CAGR (%)
<b>Revenue</b>											
Local Time Sales											
National Time Sales											
Network Payments											
Syndication-Production											
Government/Corporate Grants											
Other Revenue											
<b>Total Revenue</b>											
<b>Expenses</b>											
Programming											
Technical											
Sales and Promotion											
Administration and General											
<b>Total Expenses</b>											
Operating Income											
Depreciation											
<b>P.B.I.T.</b>											
Interest Expense											
Adjustments Gain(Loss)											
<b>Pre-tax Profit</b>											
<b>Programming (%)</b>											
Programming Expense / Expense Total											
Programming Expense / Revenue Total											
<b>Staff</b>											
Total Salaries											
Avg Staff Count											
Avg Salary (\$)											
Salaries/Expense Total (%)											
<b>Profitability (%)</b>											
Operating Margin											
P.B.I.T. Margin											
Pre-tax Margin											

CAGR = Compound Annual Growth Rate





**CRTC - FINANCIAL SUMMARY - RADIO**

**\$ Radio**

Undertaking	Undertaking#	Location	Licensee	Owner	Fiscal Year
CFRC-FM	330359001	Kingston	Radio Queen's University	Radio Queen's University	2015

(\$)	Fiscal Year	2011	2012	Var %	2013	Var %	2014	Var %	2015	Var %	CAGR (%)
<b>Revenue</b>											
Local Time Sales											
National Time Sales											
Network Payments											
Syndication-Production											
Government/Corporate Grants											
Other Revenue											
<b>Total Revenue</b>											
<b>Expenses</b>											
Programming											
Technical											
Sales and Promotion											
Administration and General											
<b>Total Expenses</b>											
Operating Income											
Depreciation											
<b>P.B.I.T.</b>											
Interest Expense											
Adjustments Gain(Loss)											
<b>Pre-tax Profit</b>											
<b>Programming (%)</b>											
Programming Expense / Expense Total											
Programming Expense / Revenue Total											
<b>Staff</b>											
Total Salaries											
Avg Staff Count											
Avg Salary (\$)											
Salaries/Expense Total (%)											
<b>Profitability (%)</b>											
Operating Margin											
P.B.I.T. Margin											
Pre-tax Margin											

CAGR = Compound Annual Growth Rate

**CRTC - FINANCIAL SUMMARY - RADIO**

**\$ Radio**

Undertaking	Undertaking#	Location	Licensee	Owner	Fiscal Year
CFRD-FM	535437398	Wells	Wells Community Radio Association	Wells Community Radio Association	2015

	2011	2012	Var %	2013	Var %	2014	Var %	2015	Var %	CAGR (%)
<b>Revenue</b>										
Local Time Sales										
National Time Sales										
Network Payments										
Syndication-Production										
Government/Corporate Grants										
Other Revenue										
<b>Total Revenue</b>										
<b>Expenses</b>										
Programming										
Technical										
Sales and Promotion										
Administration and General										
<b>Total Expenses</b>										
Operating Income										
Depreciation										
<b>P.B.I.T.</b>										
Interest Expense										
Adjustments Gain(Loss)										
<b>Pre-tax Profit</b>										
<b>Programming (%)</b>										
Programming Expense / Expense Total										
Programming Expense / Revenue Total										
<b>Staff</b>										
Total Salaries										
Avg Staff Count										
Avg Salary (\$)										
Salaries/Expense Total (%)										
<b>Profitability (%)</b>										
Operating Margin										
P.B.I.T. Margin										
Pre-tax Margin										

CAGR = Compound Annual Growth Rate





















**CRTC - FINANCIAL SUMMARY - RADIO**

**\$ Radio**

Undertaking	Undertaking#	Location	Licensee	Owner	Fiscal Year							
CFUT-FM	535421060	Shawinigan	Radio Shawinigan inc.	Radio Shawinigan inc.	2015							
	(\$)	Fiscal Year	2011	2012	Var %	2013	Var %	2014	Var %	2015	Var %	CAGR (%)
<b>Revenue</b>												
Local Time Sales												
National Time Sales												
Network Payments												
Syndication-Production												
Government/Corporate Grants												
Other Revenue												
<b>Total Revenue</b>												
<b>Expenses</b>												
Programming												
Technical												
Sales and Promotion												
Administration and General												
<b>Total Expenses</b>												
Operating Income												
Depreciation												
<b>P.B.I.T.</b>												
Interest Expense												
Adjustments Gain(Loss)												
<b>Pre-tax Profit</b>												
<b>Programming (%)</b>												
Programming Expense / Expense Total												
Programming Expense / Revenue Total												
<b>Staff</b>												
Total Salaries												
Avg Staff Count												
Avg Salary (\$)												
Salaries/Expense Total (%)												
<b>Profitability (%)</b>												
Operating Margin												
P.B.I.T. Margin												
Pre-tax Margin												

CAGR = Compound Annual Growth Rate

**CRTC - FINANCIAL SUMMARY - RADIO**

**\$ Radio**

Undertaking	Undertaking#	Location	Licensee	Owner	Fiscal Year							
CFUV-FM	515201002	Victoria	The University of Victoria Student Radio Society	The University of Victoria Student Radio Society	2015							
	(\$)	Fiscal Year	2011	2012	Var %	2013	Var %	2014	Var %	2015	Var %	CAGR (%)
<b>Revenue</b>												
Local Time Sales												
National Time Sales												
Network Payments												
Syndication-Production												
Government/Corporate Grants												
Other Revenue												
<b>Total Revenue</b>												
<b>Expenses</b>												
Programming												
Technical												
Sales and Promotion												
Administration and General												
<b>Total Expenses</b>												
Operating Income												
Depreciation												
<b>P.B.I.T.</b>												
Interest Expense												
Adjustments Gain(Loss)												
<b>Pre-tax Profit</b>												
<b>Programming (%)</b>												
Programming Expense / Expense Total												
Programming Expense / Revenue Total												
<b>Staff</b>												
Total Salaries												
Avg Staff Count												
Avg Salary (\$)												
Salaries/Expense Total (%)												
<b>Profitability (%)</b>												
Operating Margin												
P.B.I.T. Margin												
Pre-tax Margin												

CAGR = Compound Annual Growth Rate

## CRTC - FINANCIAL SUMMARY - RADIO

## \$ Radio

Undertaking	Undertaking#	Location	Licensee	Owner	Fiscal Year						
CFWE-FM-4	535427240	Edmonton	Aboriginal Multi-Media Society of Alberta	Aboriginal Multi-Media Society of Alberta	2015						
(\$)	Fiscal Year	2011	2012	Var %	2013	Var %	2014	Var %	2015	Var %	CAGR (%)
<b>Revenue</b>											
Local Time Sales											
National Time Sales											
Network Payments											
Syndication-Production											
Government/Corporate Grants											
Other Revenue											
<b>Total Revenue</b>											
<b>Expenses</b>											
Programming											
Technical											
Sales and Promotion											
Administration and General											
<b>Total Expenses</b>											
Operating Income											
Depreciation											
<b>P.B.I.T.</b>											
Interest Expense											
Adjustments Gain(Loss)											
<b>Pre-tax Profit</b>											
<b>Programming (%)</b>											
Programming Expense / Expense Total											
Programming Expense / Revenue Total											
<b>Staff</b>											
Total Salaries											
Avg Staff Count											
Avg Salary (\$)											
Salaries/Expense Total (%)											
<b>Profitability (%)</b>											
Operating Margin											
P.B.I.T. Margin											
Pre-tax Margin											

CAGR = Compound Annual Growth Rate

**CRTC - FINANCIAL SUMMARY - RADIO**

**\$ Radio**

Undertaking	Undertaking#	Location	Licensee	Owner	Fiscal Year
CFWN-FM	535434005	Port Hope	Small Town Radio	Small Town Radio	2015

	2011	2012	Var %	2013	Var %	2014	Var %	2015	Var %	CAGR (%)
<b>Revenue</b>										
Local Time Sales										
National Time Sales										
Network Payments										
Syndication-Production										
Government/Corporate Grants										
Other Revenue										
<b>Total Revenue</b>										
<b>Expenses</b>										
Programming										
Technical										
Sales and Promotion										
Administration and General										
<b>Total Expenses</b>										
Operating Income										
Depreciation										
<b>P.B.I.T.</b>										
Interest Expense										
Adjustments Gain(Loss)										
<b>Pre-tax Profit</b>										
<b>Programming (%)</b>										
Programming Expense / Expense Total										
Programming Expense / Revenue Total										
<b>Staff</b>										
Total Salaries										
Avg Staff Count										
Avg Salary (\$)										
Salaries/Expense Total (%)										
<b>Profitability (%)</b>										
Operating Margin										
P.B.I.T. Margin										
Pre-tax Margin										

CAGR = Compound Annual Growth Rate











**CRTC - FINANCIAL SUMMARY - RADIO**

**\$ Radio**

Undertaking	Undertaking#	Location	Licensee	Owner	Fiscal Year
CHBB-FM	535428933	Norris Point	Corporation	Corporation	2015

	2011	2012	Var %	2013	Var %	2014	Var %	2015	Var %	CAGR (%)
<b>Revenue</b>										
Local Time Sales										
National Time Sales										
Network Payments										
Syndication-Production										
Government/Corporate Grants										
Other Revenue										
<b>Total Revenue</b>										
<b>Expenses</b>										
Programming										
Technical										
Sales and Promotion										
Administration and General										
<b>Total Expenses</b>										
Operating Income										
Depreciation										
<b>P.B.I.T.</b>										
Interest Expense										
Adjustments Gain(Loss)										
<b>Pre-tax Profit</b>										
<b>Programming (%)</b>										
Programming Expense / Expense Total										
Programming Expense / Revenue Total										
<b>Staff</b>										
Total Salaries										
Avg Staff Count										
Avg Salary (\$)										
Salaries/Expense Total (%)										
<b>Profitability (%)</b>										
Operating Margin										
P.B.I.T. Margin										
Pre-tax Margin										

CAGR = Compound Annual Growth Rate



**CRTC - FINANCIAL SUMMARY - RADIO**

**\$ Radio**

Undertaking	Undertaking#	Location	Licensee	Owner	Fiscal Year						
CHCR-FM	305420416	Killaloe	Homegrown Community Radio	Homegrown Community Radio	2015						
(\$)	Fiscal Year	2011	2012	Var %	2013	Var %	2014	Var %	2015	Var %	CAGR (%)
<b>Revenue</b>											
Local Time Sales											
National Time Sales											
Network Payments											
Syndication-Production											
Government/Corporate Grants											
Other Revenue											
<b>Total Revenue</b>											
<b>Expenses</b>											
Programming											
Technical											
Sales and Promotion											
Administration and General											
<b>Total Expenses</b>											
Operating Income											
Depreciation											
<b>P.B.I.T.</b>											
Interest Expense											
Adjustments Gain(Loss)											
<b>Pre-tax Profit</b>											
<b>Programming (%)</b>											
Programming Expense / Expense Total											
Programming Expense / Revenue Total											
<b>Staff</b>											
Total Salaries											
Avg Staff Count											
Avg Salary (\$)											
Salaries/Expense Total (%)											
<b>Profitability (%)</b>											
Operating Margin											
P.B.I.T. Margin											
Pre-tax Margin											

CAGR = Compound Annual Growth Rate

**CRTC - FINANCIAL SUMMARY - RADIO**

**\$ Radio**

Undertaking	Undertaking#	Location	Licensee	Owner	Fiscal Year
CHEC-FM	535432091	Leask	R	Ledoux, Louis	2015

	2011	2012	Var %	2013	Var %	2014	Var %	2015	Var %	CAGR (%)
<b>Revenue</b>										
Local Time Sales										
National Time Sales										
Network Payments										
Syndication-Production										
Government/Corporate Grants										
Other Revenue										
<b>Total Revenue</b>										
<b>Expenses</b>										
Programming										
Technical										
Sales and Promotion										
Administration and General										
<b>Total Expenses</b>										
Operating Income										
Depreciation										
<b>P.B.I.T.</b>										
Interest Expense										
Adjustments Gain(Loss)										
<b>Pre-tax Profit</b>										
<b>Programming (%)</b>										
Programming Expense / Expense Total										
Programming Expense / Revenue Total										
<b>Staff</b>										
Total Salaries										
Avg Staff Count										
Avg Salary (\$)										
Salaries/Expense Total (%)										
<b>Profitability (%)</b>										
Operating Margin										
P.B.I.T. Margin										
Pre-tax Margin										

CAGR = Compound Annual Growth Rate

**CRTC - FINANCIAL SUMMARY - RADIO**

**\$ Radio**

Undertaking	Undertaking#	Location	Licensee	Owner	Fiscal Year
CHEF-FM	205422869	Matagami	Radio Matagami	Radio Matagami	2015

(\$)	Fiscal Year	2011	2012	Var %	2013	Var %	2014	Var %	2015	Var %	CAGR (%)
<b>Revenue</b>											
Local Time Sales											
National Time Sales											
Network Payments											
Syndication-Production											
Government/Corporate Grants											
Other Revenue											
<b>Total Revenue</b>											
<b>Expenses</b>											
Programming											
Technical											
Sales and Promotion											
Administration and General											
<b>Total Expenses</b>											
Operating Income											
Depreciation											
<b>P.B.I.T.</b>											
Interest Expense											
Adjustments Gain(Loss)											
<b>Pre-tax Profit</b>											
<b>Programming (%)</b>											
Programming Expense / Expense Total											
Programming Expense / Revenue Total											
<b>Staff</b>											
Total Salaries											
Avg Staff Count											
Avg Salary (\$)											
Salaries/Expense Total (%)											
<b>Profitability (%)</b>											
Operating Margin											
P.B.I.T. Margin											
Pre-tax Margin											

CAGR = Compound Annual Growth Rate



**CRTC - FINANCIAL SUMMARY - RADIO**

**\$ Radio**

Undertaking	Undertaking#	Location	Licensee	Owner	Fiscal Year
CHES-FM	535422258	Erin	Erin Community Radio	Erin Community Radio	2015

	(\$)	Fiscal Year	2011	2012	Var %	2013	Var %	2014	Var %	2015	Var %	CAGR (%)
<b>Revenue</b>												
Local Time Sales												
National Time Sales												
Network Payments												
Syndication-Production												
Government/Corporate Grants												
Other Revenue												
		<b>Total Revenue</b>										
<b>Expenses</b>												
Programming												
Technical												
Sales and Promotion												
Administration and General												
		<b>Total Expenses</b>										
Operating Income												
Depreciation												
		<b>P.B.I.T.</b>										
Interest Expense												
Adjustments Gain(Loss)												
		<b>Pre-tax Profit</b>										
<b>Programming (%)</b>												
Programming Expense / Expense Total												
Programming Expense / Revenue Total												
<b>Staff</b>												
Total Salaries												
Avg Staff Count												
Avg Salary (\$)												
Salaries/Expense Total (%)												
<b>Profitability (%)</b>												
Operating Margin												
P.B.I.T. Margin												
Pre-tax Margin												

CAGR = Compound Annual Growth Rate

## CRTC - FINANCIAL SUMMARY - RADIO

## \$ Radio

Undertaking	Undertaking#	Location	Licensee	Owner	Fiscal Year							
CHET-FM	505417669	Chetwynd	Chetwynd Communications Society	Chetwynd Communications Society	2015							
	(\$)	Fiscal Year	2011	2012	Var %	2013	Var %	2014	Var %	2015	Var %	CAGR (%)
<b>Revenue</b>												
Local Time Sales												
National Time Sales												
Network Payments												
Syndication-Production												
Government/Corporate Grants												
Other Revenue												
<b>Total Revenue</b>												
<b>Expenses</b>												
Programming												
Technical												
Sales and Promotion												
Administration and General												
<b>Total Expenses</b>												
Operating Income												
Depreciation												
<b>P.B.I.T.</b>												
Interest Expense												
Adjustments Gain(Loss)												
<b>Pre-tax Profit</b>												
<b>Programming (%)</b>												
Programming Expense / Expense Total												
Programming Expense / Revenue Total												
<b>Staff</b>												
Total Salaries												
Avg Staff Count												
Avg Salary (\$)												
Salaries/Expense Total (%)												
<b>Profitability (%)</b>												
Operating Margin												
P.B.I.T. Margin												
Pre-tax Margin												

CAGR = Compound Annual Growth Rate



**CRTC - FINANCIAL SUMMARY - RADIO**

**\$ Radio**

Undertaking	Undertaking#	Location	Licensee	Owner	Fiscal Year
CHFR-FM	535430235	Hornby Island	Hornby Community Radio Society	Hornby Community Radio Society	2014

(\$)	Fiscal Year	2011	2012	Var %	2013	Var %	2014	Var %	2015	Var %	CAGR (%)
<b>Revenue</b>											
Local Time Sales											
National Time Sales											
Network Payments											
Syndication-Production											
Government/Corporate Grants											
Other Revenue											
<b>Total Revenue</b>											
<b>Expenses</b>											
Programming											
Technical											
Sales and Promotion											
Administration and General											
<b>Total Expenses</b>											
Operating Income											
Depreciation											
<b>P.B.I.T.</b>											
Interest Expense											
Adjustments Gain(Loss)											
<b>Pre-tax Profit</b>											
<b>Programming (%)</b>											
Programming Expense / Expense Total											
Programming Expense / Revenue Total											
<b>Staff</b>											
Total Salaries											
Avg Staff Count											
Avg Salary (\$)											
Salaries/Expense Total (%)											
<b>Profitability (%)</b>											
Operating Margin											
P.B.I.T. Margin											
Pre-tax Margin											

CAGR = Compound Annual Growth Rate

**CRTC - FINANCIAL SUMMARY - RADIO**

**\$ Radio**

Undertaking	Undertaking#	Location	Licensee	Owner	Fiscal Year
CHGA-FM	234500866	Maniwaki	Gatineau inc.	Gatineau inc.	2015

(\$)	Fiscal Year	2011	2012	Var %	2013	Var %	2014	Var %	2015	Var %	CAGR (%)
<b>Revenue</b>											
Local Time Sales											
National Time Sales											
Network Payments											
Syndication-Production											
Government/Corporate Grants											
Other Revenue											
<b>Total Revenue</b>											
<b>Expenses</b>											
Programming											
Technical											
Sales and Promotion											
Administration and General											
<b>Total Expenses</b>											
Operating Income											
Depreciation											
<b>P.B.I.T.</b>											
Interest Expense											
Adjustments Gain(Loss)											
<b>Pre-tax Profit</b>											
<b>Programming (%)</b>											
Programming Expense / Expense Total											
Programming Expense / Revenue Total											
<b>Staff</b>											
Total Salaries											
Avg Staff Count											
Avg Salary (\$)											
Salaries/Expense Total (%)											
<b>Profitability (%)</b>											
Operating Margin											
P.B.I.T. Margin											
Pre-tax Margin											

CAGR = Compound Annual Growth Rate









**CRTC - FINANCIAL SUMMARY - RADIO**

**\$ Radio**

Undertaking	Undertaking#	Location	Licensee	Owner	Fiscal Year
CHLI-FM	535426573	Rossland	Rossland Radio Cooperative	Rossland Radio Cooperative	2011

(\$)	Fiscal Year	2011	2012	Var %	2013	Var %	2014	Var %	2015	Var %	CAGR (%)
<b>Revenue</b>											
Local Time Sales											
National Time Sales											
Network Payments											
Syndication-Production											
Government/Corporate Grants											
Other Revenue											
<b>Total Revenue</b>											
<b>Expenses</b>											
Programming											
Technical											
Sales and Promotion											
Administration and General											
<b>Total Expenses</b>											
Operating Income											
Depreciation											
<b>P.B.I.T.</b>											
Interest Expense											
Adjustments Gain(Loss)											
<b>Pre-tax Profit</b>											
<b>Programming (%)</b>											
Programming Expense / Expense Total											
Programming Expense / Revenue Total											
<b>Staff</b>											
Total Salaries											
Avg Staff Count											
Avg Salary (\$)											
Salaries/Expense Total (%)											
<b>Profitability (%)</b>											
Operating Margin											
P.B.I.T. Margin											
Pre-tax Margin											

CAGR = Compound Annual Growth Rate



## CRTC - FINANCIAL SUMMARY - RADIO

## \$ Radio

Undertaking	Undertaking#	Location	Licensee	Owner	Fiscal Year						
CHLY-FM	505427775	Nanaimo	Radio Malaspina Society	Radio Malaspina Society	2015						
(\$)	Fiscal Year	2011	2012	Var %	2013	Var %	2014	Var %	2015	Var %	CAGR (%)
<b>Revenue</b>											
Local Time Sales											
National Time Sales											
Network Payments											
Syndication-Production											
Government/Corporate Grants											
Other Revenue											
<b>Total Revenue</b>											
<b>Expenses</b>											
Programming											
Technical											
Sales and Promotion											
Administration and General											
<b>Total Expenses</b>											
Operating Income											
Depreciation											
<b>P.B.I.T.</b>											
Interest Expense											
Adjustments Gain(Loss)											
<b>Pre-tax Profit</b>											
<b>Programming (%)</b>											
Programming Expense / Expense Total											
Programming Expense / Revenue Total											
<b>Staff</b>											
Total Salaries											
Avg Staff Count											
Avg Salary (\$)											
Salaries/Expense Total (%)											
<b>Profitability (%)</b>											
Operating Margin											
P.B.I.T. Margin											
Pre-tax Margin											

CAGR = Compound Annual Growth Rate

**CRTC - FINANCIAL SUMMARY - RADIO**

**\$ Radio**

Undertaking	Undertaking#	Location	Licensee	Owner	Fiscal Year						
CHMA-FM	134200682	Sackville	Attic Broadcasting Co. Ltd.	Attic Broadcasting Co. Ltd.	2015						
(\$)	Fiscal Year	2011	2012	Var %	2013	Var %	2014	Var %	2015	Var %	CAGR (%)
<b>Revenue</b>											
Local Time Sales											
National Time Sales											
Network Payments											
Syndication-Production											
Government/Corporate Grants											
Other Revenue											
<b>Total Revenue</b>											
<b>Expenses</b>											
Programming											
Technical											
Sales and Promotion											
Administration and General											
<b>Total Expenses</b>											
Operating Income											
Depreciation											
<b>P.B.I.T.</b>											
Interest Expense											
Adjustments Gain(Loss)											
<b>Pre-tax Profit</b>											
<b>Programming (%)</b>											
Programming Expense / Expense Total											
Programming Expense / Revenue Total											
<b>Staff</b>											
Total Salaries											
Avg Staff Count											
Avg Salary (\$)											
Salaries/Expense Total (%)											
<b>Profitability (%)</b>											
Operating Margin											
P.B.I.T. Margin											
Pre-tax Margin											

CAGR = Compound Annual Growth Rate



















## CRTC - FINANCIAL SUMMARY - RADIO

## \$ Radio

Undertaking	Undertaking#	Location	Licensee	Owner	Fiscal Year
CHOW-FM	535426177	Amos	Radio Boréale	Radio Boréale	2015

(\$)	Fiscal Year	2011	2012	Var %	2013	Var %	2014	Var %	2015	Var %	CAGR (%)
<b>Revenue</b>											
Local Time Sales											
National Time Sales											
Network Payments											
Syndication-Production											
Government/Corporate Grants											
Other Revenue											
<b>Total Revenue</b>											
<b>Expenses</b>											
Programming											
Technical											
Sales and Promotion											
Administration and General											
<b>Total Expenses</b>											
Operating Income											
Depreciation											
<b>P.B.I.T.</b>											
Interest Expense											
Adjustments Gain(Loss)											
<b>Pre-tax Profit</b>											
<b>Programming (%)</b>											
Programming Expense / Expense Total											
Programming Expense / Revenue Total											
<b>Staff</b>											
Total Salaries											
Avg Staff Count											
Avg Salary (\$)											
Salaries/Expense Total (%)											
<b>Profitability (%)</b>											
Operating Margin											
P.B.I.T. Margin											
Pre-tax Margin											

CAGR = Compound Annual Growth Rate

**CRTC - FINANCIAL SUMMARY - RADIO**

**\$ Radio**

<b>Undertaking</b>	<b>Undertaking#</b>	<b>Location</b>	<b>Licensee</b>	<b>Owner</b>	<b>Fiscal Year</b>			
CHPL-FM	535433320	Plamondon	Plamondon Lac	Plamondon Lac	2015			
			<b>2011</b>	<b>2012</b> <b>Var %</b>	<b>2013</b> <b>Var %</b>	<b>2014</b> <b>Var %</b>	<b>2015</b> <b>Var %</b>	<b>CAGR (%)</b>
<b>Revenue</b>								
Local Time Sales								
National Time Sales								
Network Payments								
Syndication-Production								
Government/Corporate Grants								
Other Revenue								
<b>Total Revenue</b>								
<b>Expenses</b>								
Programming								
Technical								
Sales and Promotion								
Administration and General								
<b>Total Expenses</b>								
Operating Income								
Depreciation								
<b>P.B.I.T.</b>								
Interest Expense								
Adjustments Gain(Loss)								
<b>Pre-tax Profit</b>								
<b>Programming (%)</b>								
Programming Expense / Expense Total								
Programming Expense / Revenue Total								
<b>Staff</b>								
Total Salaries								
Avg Staff Count								
Avg Salary (\$)								
Salaries/Expense Total (%)								
<b>Profitability (%)</b>								
Operating Margin								
P.B.I.T. Margin								
Pre-tax Margin								

CAGR = Compound Annual Growth Rate

**CRTC - FINANCIAL SUMMARY - RADIO**

**\$ Radio**

Undertaking	Undertaking#	Location	Licensee	Owner	Fiscal Year
CHQC-FM	535419619	Saint John	Baie	Baie	2015

(\$)	Fiscal Year	2011	2012	Var %	2013	Var %	2014	Var %	2015	Var %	CAGR (%)
<b>Revenue</b>											
Local Time Sales											
National Time Sales											
Network Payments											
Syndication-Production											
Government/Corporate Grants											
Other Revenue											
<b>Total Revenue</b>											
<b>Expenses</b>											
Programming											
Technical											
Sales and Promotion											
Administration and General											
<b>Total Expenses</b>											
Operating Income											
Depreciation											
<b>P.B.I.T.</b>											
Interest Expense											
Adjustments Gain(Loss)											
<b>Pre-tax Profit</b>											
<b>Programming (%)</b>											
Programming Expense / Expense Total											
Programming Expense / Revenue Total											
<b>Staff</b>											
Total Salaries											
Avg Staff Count											
Avg Salary (\$)											
Salaries/Expense Total (%)											
<b>Profitability (%)</b>											
Operating Margin											
P.B.I.T. Margin											
Pre-tax Margin											

CAGR = Compound Annual Growth Rate





**CRTC - FINANCIAL SUMMARY - RADIO**

**\$ Radio**

Undertaking	Undertaking#	Location	Licensee	Owner	Fiscal Year
CHRW-FM	324700194	London	Radio Western Inc.	Radio Western Inc.	2015

(\$)	Fiscal Year	2011	2012	Var %	2013	Var %	2014	Var %	2015	Var %	CAGR (%)
<b>Revenue</b>											
Local Time Sales											
National Time Sales											
Network Payments											
Syndication-Production											
Government/Corporate Grants											
Other Revenue											
<b>Total Revenue</b>											
<b>Expenses</b>											
Programming											
Technical											
Sales and Promotion											
Administration and General											
<b>Total Expenses</b>											
Operating Income											
Depreciation											
<b>P.B.I.T.</b>											
Interest Expense											
Adjustments Gain(Loss)											
<b>Pre-tax Profit</b>											
<b>Programming (%)</b>											
Programming Expense / Expense Total											
Programming Expense / Revenue Total											
<b>Staff</b>											
Total Salaries											
Avg Staff Count											
Avg Salary (\$)											
Salaries/Expense Total (%)											
<b>Profitability (%)</b>											
Operating Margin											
P.B.I.T. Margin											
Pre-tax Margin											

CAGR = Compound Annual Growth Rate

**CRTC - FINANCIAL SUMMARY - RADIO**

**\$ Radio**

Undertaking	Undertaking#	Location	Licensee	Owner	Fiscal Year
CHRY-FM	314600792	Downsview	Development	Development	2015

(\$)	Fiscal Year	2011	2012	Var %	2013	Var %	2014	Var %	2015	Var %	CAGR (%)
<b>Revenue</b>											
Local Time Sales											
National Time Sales											
Network Payments											
Syndication-Production											
Government/Corporate Grants											
Other Revenue											
<b>Total Revenue</b>											
<b>Expenses</b>											
Programming											
Technical											
Sales and Promotion											
Administration and General											
<b>Total Expenses</b>											
Operating Income											
Depreciation											
<b>P.B.I.T.</b>											
Interest Expense											
Adjustments Gain(Loss)											
<b>Pre-tax Profit</b>											
<b>Programming (%)</b>											
Programming Expense / Expense Total											
Programming Expense / Revenue Total											
<b>Staff</b>											
Total Salaries											
Avg Staff Count											
Avg Salary (\$)											
Salaries/Expense Total (%)											
<b>Profitability (%)</b>											
Operating Margin											
P.B.I.T. Margin											
Pre-tax Margin											

CAGR = Compound Annual Growth Rate

**CRTC - FINANCIAL SUMMARY - RADIO**

**\$ Radio**

Undertaking	Undertaking#	Location	Licensee	Owner	Fiscal Year							
CHRZ-FM	535434683	Parry Sound	Wasauksing Communications Group	Wasauksing Communications Group	2015							
			<b>2011</b>	<b>2012</b>	<b>Var %</b>	<b>2013</b>	<b>Var %</b>	<b>2014</b>	<b>Var %</b>	<b>2015</b>	<b>Var %</b>	<b>CAGR (%)</b>
<b>Revenue</b>												
Local Time Sales												
National Time Sales												
Network Payments												
Syndication-Production												
Government/Corporate Grants												
Other Revenue												
<b>Total Revenue</b>												
<b>Expenses</b>												
Programming												
Technical												
Sales and Promotion												
Administration and General												
<b>Total Expenses</b>												
Operating Income												
Depreciation												
<b>P.B.I.T.</b>												
Interest Expense												
Adjustments Gain(Loss)												
<b>Pre-tax Profit</b>												
<b>Programming (%)</b>												
Programming Expense / Expense Total												
Programming Expense / Revenue Total												
<b>Staff</b>												
Total Salaries												
Avg Staff Count												
Avg Salary (\$)												
Salaries/Expense Total (%)												
<b>Profitability (%)</b>												
Operating Margin												
P.B.I.T. Margin												
Pre-tax Margin												

CAGR = Compound Annual Growth Rate

**CRTC - FINANCIAL SUMMARY - RADIO**

**\$ Radio**

Undertaking	Undertaking#	Location	Licensee	Owner	Fiscal Year
CHSR-FM	134200179	Fredericton	CHSR Broadcasting, Inc.	CHSR Broadcasting, Inc.	2015

	(\$)	Fiscal Year	2011	2012	Var %	2013	Var %	2014	Var %	2015	Var %	CAGR (%)
<b>Revenue</b>												
Local Time Sales												
National Time Sales												
Network Payments												
Syndication-Production												
Government/Corporate Grants												
Other Revenue												
		<b>Total Revenue</b>										
<b>Expenses</b>												
Programming												
Technical												
Sales and Promotion												
Administration and General												
		<b>Total Expenses</b>										
Operating Income												
Depreciation												
		<b>P.B.I.T.</b>										
Interest Expense												
Adjustments Gain(Loss)												
		<b>Pre-tax Profit</b>										
<b>Programming (%)</b>												
Programming Expense / Expense Total												
Programming Expense / Revenue Total												
<b>Staff</b>												
Total Salaries												
Avg Staff Count												
Avg Salary (\$)												
Salaries/Expense Total (%)												
<b>Profitability (%)</b>												
Operating Margin												
P.B.I.T. Margin												
Pre-tax Margin												

CAGR = Compound Annual Growth Rate

## CRTC - FINANCIAL SUMMARY - RADIO

## \$ Radio

Undertaking	Undertaking#	Location	Licensee	Owner	Fiscal Year						
CHUK-FM	235416013	Mashteuiatsh	Corporation Médiatique Teuehikan	Corporation Médiatique Teuehikan	2015						
(\$)	Fiscal Year	2011	2012	Var %	2013	Var %	2014	Var %	2015	Var %	CAGR (%)
<b>Revenue</b>											
Local Time Sales											
National Time Sales											
Network Payments											
Syndication-Production											
Government/Corporate Grants											
Other Revenue											
<b>Total Revenue</b>											
<b>Expenses</b>											
Programming											
Technical											
Sales and Promotion											
Administration and General											
<b>Total Expenses</b>											
Operating Income											
Depreciation											
<b>P.B.I.T.</b>											
Interest Expense											
Adjustments Gain(Loss)											
<b>Pre-tax Profit</b>											
<b>Programming (%)</b>											
Programming Expense / Expense Total											
Programming Expense / Revenue Total											
<b>Staff</b>											
Total Salaries											
Avg Staff Count											
Avg Salary (\$)											
Salaries/Expense Total (%)											
<b>Profitability (%)</b>											
Operating Margin											
P.B.I.T. Margin											
Pre-tax Margin											

CAGR = Compound Annual Growth Rate

**CRTC - FINANCIAL SUMMARY - RADIO**

**\$ Radio**

Undertaking	Undertaking#	Location	Licensee	Owner	Fiscal Year
CHUN-FM	535418562	Rouyn-Noranda	Radio communautaire MF Lac Simon inc.	Radio communautaire MF Lac Simon inc.	2014

(\$)	Fiscal Year	2011	2012	Var %	2013	Var %	2014	Var %	2015	Var %	CAGR (%)
<b>Revenue</b>											
Local Time Sales											
National Time Sales											
Network Payments											
Syndication-Production											
Government/Corporate Grants											
Other Revenue											
<b>Total Revenue</b>											
<b>Expenses</b>											
Programming											
Technical											
Sales and Promotion											
Administration and General											
<b>Total Expenses</b>											
Operating Income											
Depreciation											
<b>P.B.I.T.</b>											
Interest Expense											
Adjustments Gain(Loss)											
<b>Pre-tax Profit</b>											
<b>Programming (%)</b>											
Programming Expense / Expense Total											
Programming Expense / Revenue Total											
<b>Staff</b>											
Total Salaries											
Avg Staff Count											
Avg Salary (\$)											
Salaries/Expense Total (%)											
<b>Profitability (%)</b>											
Operating Margin											
P.B.I.T. Margin											
Pre-tax Margin											

CAGR = Compound Annual Growth Rate

**CRTC - FINANCIAL SUMMARY - RADIO**

**\$ Radio**

Undertaking	Undertaking#	Location	Licensee	Owner	Fiscal Year
CHUO-FM	330001314	Ottawa	Radio Ottawa Inc.	Radio Ottawa Inc.	2015

	(\$)	Fiscal Year	2011	2012	Var %	2013	Var %	2014	Var %	2015	Var %	CAGR (%)
<b>Revenue</b>												
Local Time Sales												
National Time Sales												
Network Payments												
Syndication-Production												
Government/Corporate Grants												
Other Revenue												
		<b>Total Revenue</b>										
<b>Expenses</b>												
Programming												
Technical												
Sales and Promotion												
Administration and General												
		<b>Total Expenses</b>										
Operating Income												
Depreciation												
		<b>P.B.I.T.</b>										
Interest Expense												
Adjustments Gain(Loss)												
		<b>Pre-tax Profit</b>										
<b>Programming (%)</b>												
Programming Expense / Expense Total												
Programming Expense / Revenue Total												
<b>Staff</b>												
Total Salaries												
Avg Staff Count												
Avg Salary (\$)												
Salaries/Expense Total (%)												
<b>Profitability (%)</b>												
Operating Margin												
P.B.I.T. Margin												
Pre-tax Margin												

CAGR = Compound Annual Growth Rate

**CRTC - FINANCIAL SUMMARY - RADIO****\$ Radio**

<b>Undertaking</b>	<b>Undertaking#</b>	<b>Location</b>	<b>Licensee</b>	<b>Owner</b>	<b>Fiscal Year</b>
CHUT-FM	234501021	(Louvicourt)	Radio communautaire MF Lac Simon inc.	Radio communautaire MF Lac Simon inc.	2014

	<b>(\$)</b>	<b>Fiscal Year</b>	<b>2011</b>	<b>2012</b>	<b>Var %</b>	<b>2013</b>	<b>Var %</b>	<b>2014</b>	<b>Var %</b>	<b>2015</b>	<b>Var %</b>	<b>CAGR (%)</b>
<b>Revenue</b>												
Local Time Sales												
National Time Sales												
Network Payments												
Syndication-Production												
Government/Corporate Grants												
Other Revenue												
		<b>Total Revenue</b>										
<b>Expenses</b>												
Programming												
Technical												
Sales and Promotion												
Administration and General												
		<b>Total Expenses</b>										
Operating Income												
Depreciation												
		<b>P.B.I.T.</b>										
Interest Expense												
Adjustments Gain(Loss)												
		<b>Pre-tax Profit</b>										
<b>Programming (%)</b>												
Programming Expense / Expense Total												
Programming Expense / Revenue Total												
<b>Staff</b>												
Total Salaries												
Avg Staff Count												
Avg Salary (\$)												
Salaries/Expense Total (%)												
<b>Profitability (%)</b>												
Operating Margin												
P.B.I.T. Margin												
Pre-tax Margin												

CAGR = Compound Annual Growth Rate



**CRTC - FINANCIAL SUMMARY - RADIO**

**\$ Radio**

<b>Undertaking</b>	<b>Undertaking#</b>	<b>Location</b>	<b>Licensee</b>	<b>Owner</b>	<b>Fiscal Year</b>							
CHVL-FM	535435764	Val-des-Lacs	Radio Vallacquoise inc.	Radio Vallacquoise inc.	2015							
			<b>2011</b>	<b>2012</b>	<b>Var %</b>	<b>2013</b>	<b>Var %</b>	<b>2014</b>	<b>Var %</b>	<b>2015</b>	<b>Var %</b>	<b>CAGR (%)</b>
<b>Revenue</b>												
Local Time Sales												
National Time Sales												
Network Payments												
Syndication-Production												
Government/Corporate Grants												
Other Revenue												
<b>Total Revenue</b>												
<b>Expenses</b>												
Programming												
Technical												
Sales and Promotion												
Administration and General												
<b>Total Expenses</b>												
Operating Income												
Depreciation												
<b>P.B.I.T.</b>												
Interest Expense												
Adjustments Gain(Loss)												
<b>Pre-tax Profit</b>												
<b>Programming (%)</b>												
Programming Expense / Expense Total												
Programming Expense / Revenue Total												
<b>Staff</b>												
Total Salaries												
Avg Staff Count												
Avg Salary (\$)												
Salaries/Expense Total (%)												
<b>Profitability (%)</b>												
Operating Margin												
P.B.I.T. Margin												
Pre-tax Margin												

CAGR = Compound Annual Growth Rate

**CRTC - FINANCIAL SUMMARY - RADIO**

**\$ Radio**

Undertaking	Undertaking#	Location	Licensee	Owner	Fiscal Year
CHXL-FM	405428881	Nation	O.K. Creek Radio Station Inc.	O.K. Creek Radio Station Inc.	2015

(\$)	Fiscal Year	2011	2012	Var %	2013	Var %	2014	Var %	2015	Var %	CAGR (%)
<b>Revenue</b>											
Local Time Sales											
National Time Sales											
Network Payments											
Syndication-Production											
Government/Corporate Grants											
Other Revenue											
<b>Total Revenue</b>											
<b>Expenses</b>											
Programming											
Technical											
Sales and Promotion											
Administration and General											
<b>Total Expenses</b>											
Operating Income											
Depreciation											
<b>P.B.I.T.</b>											
Interest Expense											
Adjustments Gain(Loss)											
<b>Pre-tax Profit</b>											
<b>Programming (%)</b>											
Programming Expense / Expense Total											
Programming Expense / Revenue Total											
<b>Staff</b>											
Total Salaries											
Avg Staff Count											
Avg Salary (\$)											
Salaries/Expense Total (%)											
<b>Profitability (%)</b>											
Operating Margin											
P.B.I.T. Margin											
Pre-tax Margin											

CAGR = Compound Annual Growth Rate

**CRTC - FINANCIAL SUMMARY - RADIO**

**\$ Radio**

Undertaking	Undertaking#	Location	Licensee	Owner	Fiscal Year
CHYF-FM	535429709	M'chigeeng	Anong Migwans Beam	Migwans, Alma Jean	2015

	2011	2012	Var %	2013	Var %	2014	Var %	2015	Var %	CAGR (%)
<b>Revenue</b>										
Local Time Sales										
National Time Sales										
Network Payments										
Syndication-Production										
Government/Corporate Grants										
Other Revenue										
<b>Total Revenue</b>										
<b>Expenses</b>										
Programming										
Technical										
Sales and Promotion										
Administration and General										
<b>Total Expenses</b>										
Operating Income										
Depreciation										
<b>P.B.I.T.</b>										
Interest Expense										
Adjustments Gain(Loss)										
<b>Pre-tax Profit</b>										
<b>Programming (%)</b>										
Programming Expense / Expense Total										
Programming Expense / Revenue Total										
<b>Staff</b>										
Total Salaries										
Avg Staff Count										
Avg Salary (\$)										
Salaries/Expense Total (%)										
<b>Profitability (%)</b>										
Operating Margin										
P.B.I.T. Margin										
Pre-tax Margin										

CAGR = Compound Annual Growth Rate

**CRTC - FINANCIAL SUMMARY - RADIO**

**\$ Radio**

Undertaking	Undertaking#	Location	Licensee	Owner	Fiscal Year
CHYZ-FM	205417018	Sainte-Foy	l'Université L	l'Université L	2015

(\$)	Fiscal Year	2011	2012	Var %	2013	Var %	2014	Var %	2015	Var %	CAGR (%)
<b>Revenue</b>											
Local Time Sales											
National Time Sales											
Network Payments											
Syndication-Production											
Government/Corporate Grants											
Other Revenue											
<b>Total Revenue</b>											
<b>Expenses</b>											
Programming											
Technical											
Sales and Promotion											
Administration and General											
<b>Total Expenses</b>											
Operating Income											
Depreciation											
<b>P.B.I.T.</b>											
Interest Expense											
Adjustments Gain(Loss)											
<b>Pre-tax Profit</b>											
<b>Programming (%)</b>											
Programming Expense / Expense Total											
Programming Expense / Revenue Total											
<b>Staff</b>											
Total Salaries											
Avg Staff Count											
Avg Salary (\$)											
Salaries/Expense Total (%)											
<b>Profitability (%)</b>											
Operating Margin											
P.B.I.T. Margin											
Pre-tax Margin											

CAGR = Compound Annual Growth Rate

## CRTC - FINANCIAL SUMMARY - RADIO

## \$ Radio

Undertaking	Undertaking#	Location	Licensee	Owner	Fiscal Year
CIAM-FM	405430357	Fort Vermilion	CIAM Media & Radio Broadcasting Association	CIAM Media & Radio Broadcasting Association	2015

	(\$)	Fiscal Year	2011	2012	Var %	2013	Var %	2014	Var %	2015	Var %	CAGR (%)
<b>Revenue</b>												
Local Time Sales												
National Time Sales												
Network Payments												
Syndication-Production												
Government/Corporate Grants												
Other Revenue												
		<b>Total Revenue</b>										
<b>Expenses</b>												
Programming												
Technical												
Sales and Promotion												
Administration and General												
		<b>Total Expenses</b>										
Operating Income												
Depreciation												
		<b>P.B.I.T.</b>										
Interest Expense												
Adjustments Gain(Loss)												
		<b>Pre-tax Profit</b>										
<b>Programming (%)</b>												
Programming Expense / Expense Total												
Programming Expense / Revenue Total												
<b>Staff</b>												
Total Salaries												
Avg Staff Count												
Avg Salary (\$)												
Salaries/Expense Total (%)												
<b>Profitability (%)</b>												
Operating Margin												
P.B.I.T. Margin												
Pre-tax Margin												

CAGR = Compound Annual Growth Rate

**CRTC - FINANCIAL SUMMARY - RADIO**

**\$ Radio**

<b>Undertaking</b>	<b>Undertaking#</b>	<b>Location</b>	<b>Licensee</b>	<b>Owner</b>	<b>Fiscal Year</b>							
CIAU-FM	205419882	Radisson	Radio communautaire de Radisson	Radio communautaire de Radisson	2015							
	(\$)	Fiscal Year	2011	2012	Var %	2013	Var %	2014	Var %	2015	Var %	CAGR (%)
<b>Revenue</b>												
Local Time Sales												
National Time Sales												
Network Payments												
Syndication-Production												
Government/Corporate Grants												
Other Revenue												
<b>Total Revenue</b>												
<b>Expenses</b>												
Programming												
Technical												
Sales and Promotion												
Administration and General												
<b>Total Expenses</b>												
Operating Income												
Depreciation												
<b>P.B.I.T.</b>												
Interest Expense												
Adjustments Gain(Loss)												
<b>Pre-tax Profit</b>												
<b>Programming (%)</b>												
Programming Expense / Expense Total												
Programming Expense / Revenue Total												
<b>Staff</b>												
Total Salaries												
Avg Staff Count												
Avg Salary (\$)												
Salaries/Expense Total (%)												
<b>Profitability (%)</b>												
Operating Margin												
P.B.I.T. Margin												
Pre-tax Margin												

CAGR = Compound Annual Growth Rate

## CRTC - FINANCIAL SUMMARY - RADIO

## \$ Radio

Undertaking	Undertaking#	Location	Licensee	Owner	Fiscal Year							
CIAX-FM	205423601	Windsor	Radio communautaire de Windsor et région inc.	Radio communautaire de Windsor et région inc.	2015							
	(\$)	Fiscal Year	2011	2012	Var %	2013	Var %	2014	Var %	2015	Var %	CAGR (%)
<b>Revenue</b>												
Local Time Sales												
National Time Sales												
Network Payments												
Syndication-Production												
Government/Corporate Grants												
Other Revenue												
<b>Total Revenue</b>												
<b>Expenses</b>												
Programming												
Technical												
Sales and Promotion												
Administration and General												
<b>Total Expenses</b>												
Operating Income												
Depreciation												
<b>P.B.I.T.</b>												
Interest Expense												
Adjustments Gain(Loss)												
<b>Pre-tax Profit</b>												
<b>Programming (%)</b>												
Programming Expense / Expense Total												
Programming Expense / Revenue Total												
<b>Staff</b>												
Total Salaries												
Avg Staff Count												
Avg Salary (\$)												
Salaries/Expense Total (%)												
<b>Profitability (%)</b>												
Operating Margin												
P.B.I.T. Margin												
Pre-tax Margin												

CAGR = Compound Annual Growth Rate

**CRTC - FINANCIAL SUMMARY - RADIO**

**\$ Radio**

Undertaking	Undertaking#	Location	Licensee	Owner	Fiscal Year
CIBL-FM	214300287	Montréal	inc.	inc.	2015

(\$)	Fiscal Year	2011	2012	Var %	2013	Var %	2014	Var %	2015	Var %	CAGR (%)
<b>Revenue</b>											
Local Time Sales											
National Time Sales											
Network Payments											
Syndication-Production											
Government/Corporate Grants											
Other Revenue											
<b>Total Revenue</b>											
<b>Expenses</b>											
Programming											
Technical											
Sales and Promotion											
Administration and General											
<b>Total Expenses</b>											
Operating Income											
Depreciation											
<b>P.B.I.T.</b>											
Interest Expense											
Adjustments Gain(Loss)											
<b>Pre-tax Profit</b>											
<b>Programming (%)</b>											
Programming Expense / Expense Total											
Programming Expense / Revenue Total											
<b>Staff</b>											
Total Salaries											
Avg Staff Count											
Avg Salary (\$)											
Salaries/Expense Total (%)											
<b>Profitability (%)</b>											
Operating Margin											
P.B.I.T. Margin											
Pre-tax Margin											

CAGR = Compound Annual Growth Rate



**CRTC - FINANCIAL SUMMARY - RADIO**

**\$ Radio**

<b>Undertaking</b>	<b>Undertaking#</b>	<b>Location</b>	<b>Licensee</b>	<b>Owner</b>	<b>Fiscal Year</b>							
CIBO-FM	234500544	Senneterre	Radio communautaire M.F. de Senneterre inc.	Radio communautaire M.F. de Senneterre inc.	2015							
	(\$)	Fiscal Year	2011	2012	Var %	2013	Var %	2014	Var %	2015	Var %	CAGR (%)
<b>Revenue</b>												
Local Time Sales												
National Time Sales												
Network Payments												
Syndication-Production												
Government/Corporate Grants												
Other Revenue												
<b>Total Revenue</b>												
<b>Expenses</b>												
Programming												
Technical												
Sales and Promotion												
Administration and General												
<b>Total Expenses</b>												
Operating Income												
Depreciation												
<b>P.B.I.T.</b>												
Interest Expense												
Adjustments Gain(Loss)												
<b>Pre-tax Profit</b>												
<b>Programming (%)</b>												
Programming Expense / Expense Total												
Programming Expense / Revenue Total												
<b>Staff</b>												
Total Salaries												
Avg Staff Count												
Avg Salary (\$)												
Salaries/Expense Total (%)												
<b>Profitability (%)</b>												
Operating Margin												
P.B.I.T. Margin												
Pre-tax Margin												

CAGR = Compound Annual Growth Rate

**CRTC - FINANCIAL SUMMARY - RADIO**

**\$ Radio**

Undertaking	Undertaking#	Location	Licensee	Owner	Fiscal Year
CICK-FM	535428628	Smithers	Smithers Community Radio Society	Smithers Community Radio Society	2012

	(\$)	Fiscal Year	2011	2012	Var %	2013	Var %	2014	Var %	2015	Var %	CAGR (%)
<b>Revenue</b>												
Local Time Sales												
National Time Sales												
Network Payments												
Syndication-Production												
Government/Corporate Grants												
Other Revenue												
		<b>Total Revenue</b>										
<b>Expenses</b>												
Programming												
Technical												
Sales and Promotion												
Administration and General												
		<b>Total Expenses</b>										
Operating Income												
Depreciation												
		<b>P.B.I.T.</b>										
Interest Expense												
Adjustments Gain(Loss)												
		<b>Pre-tax Profit</b>										
<b>Programming (%)</b>												
Programming Expense / Expense Total												
Programming Expense / Revenue Total												
<b>Staff</b>												
Total Salaries												
Avg Staff Count												
Avg Salary (\$)												
Salaries/Expense Total (%)												
<b>Profitability (%)</b>												
Operating Margin												
P.B.I.T. Margin												
Pre-tax Margin												

CAGR = Compound Annual Growth Rate

**CRTC - FINANCIAL SUMMARY - RADIO**

**\$ Radio**

<b>Undertaking</b>	<b>Undertaking#</b>	<b>Location</b>	<b>Licensee</b>	<b>Owner</b>	<b>Fiscal Year</b>							
CICK-FM	535435029	Smithers	Smithers Community Radio Society	Smithers Community Radio Society	2015							
			<b>2011</b>	<b>2012</b>	<b>Var %</b>	<b>2013</b>	<b>Var %</b>	<b>2014</b>	<b>Var %</b>	<b>2015</b>	<b>Var %</b>	<b>CAGR (%)</b>
<b>Revenue</b>												
Local Time Sales												
National Time Sales												
Network Payments												
Syndication-Production												
Government/Corporate Grants												
Other Revenue												
<b>Total Revenue</b>												
<b>Expenses</b>												
Programming												
Technical												
Sales and Promotion												
Administration and General												
<b>Total Expenses</b>												
Operating Income												
Depreciation												
<b>P.B.I.T.</b>												
Interest Expense												
Adjustments Gain(Loss)												
<b>Pre-tax Profit</b>												
<b>Programming (%)</b>												
Programming Expense / Expense Total												
Programming Expense / Revenue Total												
<b>Staff</b>												
Total Salaries												
Avg Staff Count												
Avg Salary (\$)												
Salaries/Expense Total (%)												
<b>Profitability (%)</b>												
Operating Margin												
P.B.I.T. Margin												
Pre-tax Margin												

CAGR = Compound Annual Growth Rate

**CRTC - FINANCIAL SUMMARY - RADIO**

**\$ Radio**

<b>Undertaking</b>	<b>Undertaking#</b>	<b>Location</b>	<b>Licensee</b>	<b>Owner</b>	<b>Fiscal Year</b>			
CICN-FM	535433297	Aldina	Muskeg Lake Cree Nation Radio Station Corp.	Muskeg Lake Cree Nation Radio Station Corp.	2015			
			<b>2011</b>	<b>2012</b> <b>Var %</b>	<b>2013</b> <b>Var %</b>	<b>2014</b> <b>Var %</b>	<b>2015</b> <b>Var %</b>	<b>CAGR (%)</b>
<b>Revenue</b>								
Local Time Sales								
National Time Sales								
Network Payments								
Syndication-Production								
Government/Corporate Grants								
Other Revenue								
<b>Total Revenue</b>								
<b>Expenses</b>								
Programming								
Technical								
Sales and Promotion								
Administration and General								
<b>Total Expenses</b>								
Operating Income								
Depreciation								
<b>P.B.I.T.</b>								
Interest Expense								
Adjustments Gain(Loss)								
<b>Pre-tax Profit</b>								
<b>Programming (%)</b>								
Programming Expense / Expense Total								
Programming Expense / Revenue Total								
<b>Staff</b>								
Total Salaries								
Avg Staff Count								
Avg Salary (\$)								
Salaries/Expense Total (%)								
<b>Profitability (%)</b>								
Operating Margin								
P.B.I.T. Margin								
Pre-tax Margin								

CAGR = Compound Annual Growth Rate

**CRTC - FINANCIAL SUMMARY - RADIO**

**\$ Radio**

Undertaking	Undertaking#	Location	Licensee	Owner	Fiscal Year
CICR-FM	535427084	Parrsboro	Parrsboro Radio Society	Parrsboro Radio Society	2015

(\$)	Fiscal Year	2011	2012	Var %	2013	Var %	2014	Var %	2015	Var %	CAGR (%)
<b>Revenue</b>											
Local Time Sales											
National Time Sales											
Network Payments											
Syndication-Production											
Government/Corporate Grants											
Other Revenue											
<b>Total Revenue</b>											
<b>Expenses</b>											
Programming											
Technical											
Sales and Promotion											
Administration and General											
<b>Total Expenses</b>											
Operating Income											
Depreciation											
<b>P.B.I.T.</b>											
Interest Expense											
Adjustments Gain(Loss)											
<b>Pre-tax Profit</b>											
<b>Programming (%)</b>											
Programming Expense / Expense Total											
Programming Expense / Revenue Total											
<b>Staff</b>											
Total Salaries											
Avg Staff Count											
Avg Salary (\$)											
Salaries/Expense Total (%)											
<b>Profitability (%)</b>											
Operating Margin											
P.B.I.T. Margin											
Pre-tax Margin											

CAGR = Compound Annual Growth Rate

**CRTC - FINANCIAL SUMMARY - RADIO**

**\$ Radio**

Undertaking	Undertaking#	Location	Licensee	Owner	Fiscal Year						
CICV-FM	535428181	Lake Cowichan	Cowichan Valley Community Radio Society	Cowichan Valley Community Radio Society	2012						
(\$)	Fiscal Year	2011	2012	Var %	2013	Var %	2014	Var %	2015	Var %	CAGR (%)
<b>Revenue</b>											
Local Time Sales											
National Time Sales											
Network Payments											
Syndication-Production											
Government/Corporate Grants											
Other Revenue											
<b>Total Revenue</b>											
<b>Expenses</b>											
Programming											
Technical											
Sales and Promotion											
Administration and General											
<b>Total Expenses</b>											
Operating Income											
Depreciation											
<b>P.B.I.T.</b>											
Interest Expense											
Adjustments Gain(Loss)											
<b>Pre-tax Profit</b>											
<b>Programming (%)</b>											
Programming Expense / Expense Total											
Programming Expense / Revenue Total											
<b>Staff</b>											
Total Salaries											
Avg Staff Count											
Avg Salary (\$)											
Salaries/Expense Total (%)											
<b>Profitability (%)</b>											
Operating Margin											
P.B.I.T. Margin											
Pre-tax Margin											

CAGR = Compound Annual Growth Rate

**CRTC - FINANCIAL SUMMARY - RADIO**

**\$ Radio**

Undertaking	Undertaking#	Location	Licensee	Owner	Fiscal Year			
CICV-FM	535434972	Lake Cowichan	Cowichan Valley Community Radio Society	Cowichan Valley Community Radio Society	2015			
			<b>2011</b>	<b>2012</b> <b>Var %</b>	<b>2013</b> <b>Var %</b>	<b>2014</b> <b>Var %</b>	<b>2015</b> <b>Var %</b>	<b>CAGR (%)</b>
<b>Revenue</b>								
Local Time Sales								
National Time Sales								
Network Payments								
Syndication-Production								
Government/Corporate Grants								
Other Revenue								
<b>Total Revenue</b>								
<b>Expenses</b>								
Programming								
Technical								
Sales and Promotion								
Administration and General								
<b>Total Expenses</b>								
Operating Income								
Depreciation								
<b>P.B.I.T.</b>								
Interest Expense								
Adjustments Gain(Loss)								
<b>Pre-tax Profit</b>								
<b>Programming (%)</b>								
Programming Expense / Expense Total								
Programming Expense / Revenue Total								
<b>Staff</b>								
Total Salaries								
Avg Staff Count								
Avg Salary (\$)								
Salaries/Expense Total (%)								
<b>Profitability (%)</b>								
Operating Margin								
P.B.I.T. Margin								
Pre-tax Margin								

CAGR = Compound Annual Growth Rate

**CRTC - FINANCIAL SUMMARY - RADIO**

**\$ Radio**

Undertaking	Undertaking#	Location	Licensee	Owner	Fiscal Year			
CICW-FM	535433049	Elora	Centre Wellington Community Radio Inc.	Centre Wellington Community Radio Inc.	2015			
			<b>2011</b>	<b>2012</b> <b>Var %</b>	<b>2013</b> <b>Var %</b>	<b>2014</b> <b>Var %</b>	<b>2015</b> <b>Var %</b>	<b>CAGR (%)</b>
<b>Revenue</b>								
Local Time Sales								
National Time Sales								
Network Payments								
Syndication-Production								
Government/Corporate Grants								
Other Revenue								
<b>Total Revenue</b>								
<b>Expenses</b>								
Programming								
Technical								
Sales and Promotion								
Administration and General								
<b>Total Expenses</b>								
Operating Income								
Depreciation								
<b>P.B.I.T.</b>								
Interest Expense								
Adjustments Gain(Loss)								
<b>Pre-tax Profit</b>								
<b>Programming (%)</b>								
Programming Expense / Expense Total								
Programming Expense / Revenue Total								
<b>Staff</b>								
Total Salaries								
Avg Staff Count								
Avg Salary (\$)								
Salaries/Expense Total (%)								
<b>Profitability (%)</b>								
Operating Margin								
P.B.I.T. Margin								
Pre-tax Margin								

CAGR = Compound Annual Growth Rate



**CRTC - FINANCIAL SUMMARY - RADIO**

**\$ Radio**

Undertaking	Undertaking#	Location	Licensee	Owner	Fiscal Year
CICY-FM	405422411	Selkirk	Native Communication Inc.	Native Communication Inc.	2015

(\$)	Fiscal Year	2011	2012	Var %	2013	Var %	2014	Var %	2015	Var %	CAGR (%)
<b>Revenue</b>											
Local Time Sales											
National Time Sales											
Network Payments											
Syndication-Production											
Government/Corporate Grants											
Other Revenue											
<b>Total Revenue</b>											
<b>Expenses</b>											
Programming											
Technical											
Sales and Promotion											
Administration and General											
<b>Total Expenses</b>											
Operating Income											
Depreciation											
<b>P.B.I.T.</b>											
Interest Expense											
Adjustments Gain(Loss)											
<b>Pre-tax Profit</b>											
<b>Programming (%)</b>											
Programming Expense / Expense Total											
Programming Expense / Revenue Total											
<b>Staff</b>											
Total Salaries											
Avg Staff Count											
Avg Salary (\$)											
Salaries/Expense Total (%)											
<b>Profitability (%)</b>											
Operating Margin											
P.B.I.T. Margin											
Pre-tax Margin											

CAGR = Compound Annual Growth Rate

## CRTC - FINANCIAL SUMMARY - RADIO

## \$ Radio

Undertaking	Undertaking#	Location	Licensee	Owner	Fiscal Year
CIDD-FM	405428279	Resort	White Bear Children's Charity Inc.	White Bear Children's Charity Inc.	2015

	(\$)	Fiscal Year	2011	2012	Var %	2013	Var %	2014	Var %	2015	Var %	CAGR (%)
<b>Revenue</b>												
Local Time Sales												
National Time Sales												
Network Payments												
Syndication-Production												
Government/Corporate Grants												
Other Revenue												
		<b>Total Revenue</b>										
<b>Expenses</b>												
Programming												
Technical												
Sales and Promotion												
Administration and General												
		<b>Total Expenses</b>										
Operating Income												
Depreciation												
		<b>P.B.I.T.</b>										
Interest Expense												
Adjustments Gain(Loss)												
		<b>Pre-tax Profit</b>										
<b>Programming (%)</b>												
Programming Expense / Expense Total												
Programming Expense / Revenue Total												
<b>Staff</b>												
Total Salaries												
Avg Staff Count												
Avg Salary (\$)												
Salaries/Expense Total (%)												
<b>Profitability (%)</b>												
Operating Margin												
P.B.I.T. Margin												
Pre-tax Margin												

CAGR = Compound Annual Growth Rate

**CRTC - FINANCIAL SUMMARY - RADIO****\$ Radio**

<b>Undertaking</b>	<b>Undertaking#</b>	<b>Location</b>	<b>Licensee</b>	<b>Owner</b>	<b>Fiscal Year</b>							
CIDI-FM	535417374	Lac-Brome	Radio communautaire Missisquoi	Radio communautaire Missisquoi	2015							
	<b>(\$)</b>	<b>Fiscal Year</b>	<b>2011</b>	<b>2012</b>	<b>Var %</b>	<b>2013</b>	<b>Var %</b>	<b>2014</b>	<b>Var %</b>	<b>2015</b>	<b>Var %</b>	<b>CAGR (%)</b>
<b>Revenue</b>												
Local Time Sales												
National Time Sales												
Network Payments												
Syndication-Production												
Government/Corporate Grants												
Other Revenue												
<b>Total Revenue</b>												
<b>Expenses</b>												
Programming												
Technical												
Sales and Promotion												
Administration and General												
<b>Total Expenses</b>												
Operating Income												
Depreciation												
<b>P.B.I.T.</b>												
Interest Expense												
Adjustments Gain(Loss)												
<b>Pre-tax Profit</b>												
<b>Programming (%)</b>												
Programming Expense / Expense Total												
Programming Expense / Revenue Total												
<b>Staff</b>												
Total Salaries												
Avg Staff Count												
Avg Salary (\$)												
Salaries/Expense Total (%)												
<b>Profitability (%)</b>												
Operating Margin												
P.B.I.T. Margin												
Pre-tax Margin												

CAGR = Compound Annual Growth Rate

### CRTC - FINANCIAL SUMMARY - RADIO

**\$ Radio**

Undertaking	Undertaking#	Location	Licensee	Owner	Fiscal Year						
CIDO-FM	535419792	Creston	Creston Community Radio Society	Creston Community Radio Society	2015						
(\$)	Fiscal Year	2011	2012	Var %	2013	Var %	2014	Var %	2015	Var %	CAGR (%)
<b>Revenue</b>											
Local Time Sales											
National Time Sales											
Network Payments											
Syndication-Production											
Government/Corporate Grants											
Other Revenue											
<b>Total Revenue</b>											
<b>Expenses</b>											
Programming											
Technical											
Sales and Promotion											
Administration and General											
<b>Total Expenses</b>											
Operating Income											
Depreciation											
<b>P.B.I.T.</b>											
Interest Expense											
Adjustments Gain(Loss)											
<b>Pre-tax Profit</b>											
<b>Programming (%)</b>											
Programming Expense / Expense Total											
Programming Expense / Revenue Total											
<b>Staff</b>											
Total Salaries											
Avg Staff Count											
Avg Salary (\$)											
Salaries/Expense Total (%)											
<b>Profitability (%)</b>											
Operating Margin											
P.B.I.T. Margin											
Pre-tax Margin											

CAGR = Compound Annual Growth Rate

**CRTC - FINANCIAL SUMMARY - RADIO**

**\$ Radio**

Undertaking	Undertaking#	Location	Licensee	Owner	Fiscal Year
CIEU-FM	224400853	Carleton	inc.	inc.	2015

(\$)	Fiscal Year	2011	2012	Var %	2013	Var %	2014	Var %	2015	Var %	CAGR (%)
<b>Revenue</b>											
Local Time Sales											
National Time Sales											
Network Payments											
Syndication-Production											
Government/Corporate Grants											
Other Revenue											
<b>Total Revenue</b>											
<b>Expenses</b>											
Programming											
Technical											
Sales and Promotion											
Administration and General											
<b>Total Expenses</b>											
Operating Income											
Depreciation											
<b>P.B.I.T.</b>											
Interest Expense											
Adjustments Gain(Loss)											
<b>Pre-tax Profit</b>											
<b>Programming (%)</b>											
Programming Expense / Expense Total											
Programming Expense / Revenue Total											
<b>Staff</b>											
Total Salaries											
Avg Staff Count											
Avg Salary (\$)											
Salaries/Expense Total (%)											
<b>Profitability (%)</b>											
Operating Margin											
P.B.I.T. Margin											
Pre-tax Margin											

CAGR = Compound Annual Growth Rate

**CRTC - FINANCIAL SUMMARY - RADIO**

**\$ Radio**

Undertaking	Undertaking#	Location	Licensee	Owner	Fiscal Year
CIFA-FM	120000872	outh	Radio CLARE Association	Radio CLARE Association	2015

(\$)	Fiscal Year	2011	2012	Var %	2013	Var %	2014	Var %	2015	Var %	CAGR (%)
<b>Revenue</b>											
Local Time Sales											
National Time Sales											
Network Payments											
Syndication-Production											
Government/Corporate Grants											
Other Revenue											
<b>Total Revenue</b>											
<b>Expenses</b>											
Programming											
Technical											
Sales and Promotion											
Administration and General											
<b>Total Expenses</b>											
Operating Income											
Depreciation											
<b>P.B.I.T.</b>											
Interest Expense											
Adjustments Gain(Loss)											
<b>Pre-tax Profit</b>											
<b>Programming (%)</b>											
Programming Expense / Expense Total											
Programming Expense / Revenue Total											
<b>Staff</b>											
Total Salaries											
Avg Staff Count											
Avg Salary (\$)											
Salaries/Expense Total (%)											
<b>Profitability (%)</b>											
Operating Margin											
P.B.I.T. Margin											
Pre-tax Margin											

CAGR = Compound Annual Growth Rate

**CRTC - FINANCIAL SUMMARY - RADIO**

**\$ Radio**

Undertaking	Undertaking#	Location	Licensee	Owner	Fiscal Year							
CIGN-FM	535428909	Coaticook	solidarité	solidarité	2015							
			<b>2011</b>	<b>2012</b>	<b>Var %</b>	<b>2013</b>	<b>Var %</b>	<b>2014</b>	<b>Var %</b>	<b>2015</b>	<b>Var %</b>	<b>CAGR (%)</b>
<b>Revenue</b>												
Local Time Sales												
National Time Sales												
Network Payments												
Syndication-Production												
Government/Corporate Grants												
Other Revenue												
<b>Total Revenue</b>												
<b>Expenses</b>												
Programming												
Technical												
Sales and Promotion												
Administration and General												
<b>Total Expenses</b>												
Operating Income												
Depreciation												
<b>P.B.I.T.</b>												
Interest Expense												
Adjustments Gain(Loss)												
<b>Pre-tax Profit</b>												
<b>Programming (%)</b>												
Programming Expense / Expense Total												
Programming Expense / Revenue Total												
<b>Staff</b>												
Total Salaries												
Avg Staff Count												
Avg Salary (\$)												
Salaries/Expense Total (%)												
<b>Profitability (%)</b>												
Operating Margin												
P.B.I.T. Margin												
Pre-tax Margin												

CAGR = Compound Annual Growth Rate

## CRTC - FINANCIAL SUMMARY - RADIO

## \$ Radio

Undertaking	Undertaking#	Location	Licensee	Owner	Fiscal Year							
CIHO-FM	535428719	Saint-Hilarion	Radio MF Charlevoix inc.	Radio MF Charlevoix inc.	2013							
	(\$)	Fiscal Year	2011	2012	Var %	2013	Var %	2014	Var %	2015	Var %	CAGR (%)
<b>Revenue</b>												
Local Time Sales												
National Time Sales												
Network Payments												
Syndication-Production												
Government/Corporate Grants												
Other Revenue												
<b>Total Revenue</b>												
<b>Expenses</b>												
Programming												
Technical												
Sales and Promotion												
Administration and General												
<b>Total Expenses</b>												
Operating Income												
Depreciation												
<b>P.B.I.T.</b>												
Interest Expense												
Adjustments Gain(Loss)												
<b>Pre-tax Profit</b>												
<b>Programming (%)</b>												
Programming Expense / Expense Total												
Programming Expense / Revenue Total												
<b>Staff</b>												
Total Salaries												
Avg Staff Count												
Avg Salary (\$)												
Salaries/Expense Total (%)												
<b>Profitability (%)</b>												
Operating Margin												
P.B.I.T. Margin												
Pre-tax Margin												

CAGR = Compound Annual Growth Rate



**CRTC - FINANCIAL SUMMARY - RADIO**

**\$ Radio**

Undertaking	Undertaking#	Location	Licensee	Owner	Fiscal Year
CIHW-FM	214300634	Village-des-Hurons	Wyandot i	Wyandot i	2015

	(\$)	Fiscal Year	2011	2012	Var %	2013	Var %	2014	Var %	2015	Var %	CAGR (%)
<b>Revenue</b>												
Local Time Sales												
National Time Sales												
Network Payments												
Syndication-Production												
Government/Corporate Grants												
Other Revenue												
		<b>Total Revenue</b>										
<b>Expenses</b>												
Programming												
Technical												
Sales and Promotion												
Administration and General												
		<b>Total Expenses</b>										
Operating Income												
Depreciation												
		<b>P.B.I.T.</b>										
Interest Expense												
Adjustments Gain(Loss)												
		<b>Pre-tax Profit</b>										
<b>Programming (%)</b>												
Programming Expense / Expense Total												
Programming Expense / Revenue Total												
<b>Staff</b>												
Total Salaries												
Avg Staff Count												
Avg Salary (\$)												
Salaries/Expense Total (%)												
<b>Profitability (%)</b>												
Operating Margin												
P.B.I.T. Margin												
Pre-tax Margin												

CAGR = Compound Annual Growth Rate

**CRTC - FINANCIAL SUMMARY - RADIO**

**\$ Radio**

Undertaking	Undertaking#	Location	Licensee	Owner	Fiscal Year
CILE-FM	230005654	Havre-St-Pierre	Pierre	Pierre	2015

	(\$)	Fiscal Year	2011	2012	Var %	2013	Var %	2014	Var %	2015	Var %	CAGR (%)
<b>Revenue</b>												
Local Time Sales												
National Time Sales												
Network Payments												
Syndication-Production												
Government/Corporate Grants												
Other Revenue												
		<b>Total Revenue</b>										
<b>Expenses</b>												
Programming												
Technical												
Sales and Promotion												
Administration and General												
		<b>Total Expenses</b>										
Operating Income												
Depreciation												
		<b>P.B.I.T.</b>										
Interest Expense												
Adjustments Gain(Loss)												
		<b>Pre-tax Profit</b>										
<b>Programming (%)</b>												
Programming Expense / Expense Total												
Programming Expense / Revenue Total												
<b>Staff</b>												
Total Salaries												
Avg Staff Count												
Avg Salary (\$)												
Salaries/Expense Total (%)												
<b>Profitability (%)</b>												
Operating Margin												
P.B.I.T. Margin												
Pre-tax Margin												

CAGR = Compound Annual Growth Rate

## CRTC - FINANCIAL SUMMARY - RADIO

## \$ Radio

Undertaking	Undertaking#	Location	Licensee	Owner	Fiscal Year						
CILS-FM	535420624	Victoria	Société radio communautaire Victoria	Société radio communautaire Victoria	2015						
(\$)	Fiscal Year	2011	2012	Var %	2013	Var %	2014	Var %	2015	Var %	CAGR (%)
<b>Revenue</b>											
Local Time Sales											
National Time Sales											
Network Payments											
Syndication-Production											
Government/Corporate Grants											
Other Revenue											
<b>Total Revenue</b>											
<b>Expenses</b>											
Programming											
Technical											
Sales and Promotion											
Administration and General											
<b>Total Expenses</b>											
Operating Income											
Depreciation											
<b>P.B.I.T.</b>											
Interest Expense											
Adjustments Gain(Loss)											
<b>Pre-tax Profit</b>											
<b>Programming (%)</b>											
Programming Expense / Expense Total											
Programming Expense / Revenue Total											
<b>Staff</b>											
Total Salaries											
Avg Staff Count											
Avg Salary (\$)											
Salaries/Expense Total (%)											
<b>Profitability (%)</b>											
Operating Margin											
P.B.I.T. Margin											
Pre-tax Margin											

CAGR = Compound Annual Growth Rate

**CRTC - FINANCIAL SUMMARY - RADIO**

**\$ Radio**

Undertaking	Undertaking#	Location	Licensee	Owner	Fiscal Year
CILU-FM	535419114	Thunder Bay	LU Campus Radio Inc.	LU Campus Radio Inc.	2015

(\$)	Fiscal Year	2011	2012	Var %	2013	Var %	2014	Var %	2015	Var %	CAGR (%)
<b>Revenue</b>											
Local Time Sales											
National Time Sales											
Network Payments											
Syndication-Production											
Government/Corporate Grants											
Other Revenue											
<b>Total Revenue</b>											
<b>Expenses</b>											
Programming											
Technical											
Sales and Promotion											
Administration and General											
<b>Total Expenses</b>											
Operating Income											
Depreciation											
<b>P.B.I.T.</b>											
Interest Expense											
Adjustments Gain(Loss)											
<b>Pre-tax Profit</b>											
<b>Programming (%)</b>											
Programming Expense / Expense Total											
Programming Expense / Revenue Total											
<b>Staff</b>											
Total Salaries											
Avg Staff Count											
Avg Salary (\$)											
Salaries/Expense Total (%)											
<b>Profitability (%)</b>											
Operating Margin											
P.B.I.T. Margin											
Pre-tax Margin											

CAGR = Compound Annual Growth Rate

**CRTC - FINANCIAL SUMMARY - RADIO**

**\$ Radio**

Undertaking	Undertaking#	Location	Licensee	Owner	Fiscal Year
CIMB-FM	234501062	Betsiamites	Radio Ntetemuk inc.	Radio Ntetemuk inc.	2014

(\$)	Fiscal Year	2011	2012	Var %	2013	Var %	2014	Var %	2015	Var %	CAGR (%)
<b>Revenue</b>											
Local Time Sales											
National Time Sales											
Network Payments											
Syndication-Production											
Government/Corporate Grants											
Other Revenue											
<b>Total Revenue</b>											
<b>Expenses</b>											
Programming											
Technical											
Sales and Promotion											
Administration and General											
<b>Total Expenses</b>											
Operating Income											
Depreciation											
<b>P.B.I.T.</b>											
Interest Expense											
Adjustments Gain(Loss)											
<b>Pre-tax Profit</b>											
<b>Programming (%)</b>											
Programming Expense / Expense Total											
Programming Expense / Revenue Total											
<b>Staff</b>											
Total Salaries											
Avg Staff Count											
Avg Salary (\$)											
Salaries/Expense Total (%)											
<b>Profitability (%)</b>											
Operating Margin											
P.B.I.T. Margin											
Pre-tax Margin											

CAGR = Compound Annual Growth Rate

**CRTC - FINANCIAL SUMMARY - RADIO**

**\$ Radio**

Undertaking	Undertaking#	Location	Licensee	Owner	Fiscal Year
CIMS-FM	135411742	Balmoral	Coopérative Radio Restigouche Itée	Coopérative Radio Restigouche Itée	2015

	(\$)	Fiscal Year	2011	2012	Var %	2013	Var %	2014	Var %	2015	Var %	CAGR (%)
<b>Revenue</b>												
Local Time Sales												
National Time Sales												
Network Payments												
Syndication-Production												
Government/Corporate Grants												
Other Revenue												
		<b>Total Revenue</b>										
<b>Expenses</b>												
Programming												
Technical												
Sales and Promotion												
Administration and General												
		<b>Total Expenses</b>										
Operating Income												
Depreciation												
		<b>P.B.I.T.</b>										
Interest Expense												
Adjustments Gain(Loss)												
		<b>Pre-tax Profit</b>										
<b>Programming (%)</b>												
Programming Expense / Expense Total												
Programming Expense / Revenue Total												
<b>Staff</b>												
Total Salaries												
Avg Staff Count												
Avg Salary (\$)												
Salaries/Expense Total (%)												
<b>Profitability (%)</b>												
Operating Margin												
P.B.I.T. Margin												
Pre-tax Margin												

CAGR = Compound Annual Growth Rate

## CRTC - FINANCIAL SUMMARY - RADIO

## \$ Radio

Undertaking	Undertaking#	Location	Licensee	Owner	Fiscal Year							
CINC-FM	415412253	Thompson	Native Communication Inc.	Native Communication Inc.	2015							
	(\$)	Fiscal Year	2011	2012	Var %	2013	Var %	2014	Var %	2015	Var %	CAGR (%)
<b>Revenue</b>												
Local Time Sales												
National Time Sales												
Network Payments												
Syndication-Production												
Government/Corporate Grants												
Other Revenue												
<b>Total Revenue</b>												
<b>Expenses</b>												
Programming												
Technical												
Sales and Promotion												
Administration and General												
<b>Total Expenses</b>												
Operating Income												
Depreciation												
<b>P.B.I.T.</b>												
Interest Expense												
Adjustments Gain(Loss)												
<b>Pre-tax Profit</b>												
<b>Programming (%)</b>												
Programming Expense / Expense Total												
Programming Expense / Revenue Total												
<b>Staff</b>												
Total Salaries												
Avg Staff Count												
Avg Salary (\$)												
Salaries/Expense Total (%)												
<b>Profitability (%)</b>												
Operating Margin												
P.B.I.T. Margin												
Pre-tax Margin												

CAGR = Compound Annual Growth Rate

## CRTC - FINANCIAL SUMMARY - RADIO

## \$ Radio

Undertaking	Undertaking#	Location	Licensee	Owner	Fiscal Year						
CINN-FM	334805108	Hearst	Radio de L'Épinette Noire Inc.	Radio de L'Épinette Noire Inc.	2015						
(\$)	Fiscal Year	2011	2012	Var %	2013	Var %	2014	Var %	2015	Var %	CAGR (%)
<b>Revenue</b>											
Local Time Sales											
National Time Sales											
Network Payments											
Syndication-Production											
Government/Corporate Grants											
Other Revenue											
<b>Total Revenue</b>											
<b>Expenses</b>											
Programming											
Technical											
Sales and Promotion											
Administration and General											
<b>Total Expenses</b>											
Operating Income											
Depreciation											
<b>P.B.I.T.</b>											
Interest Expense											
Adjustments Gain(Loss)											
<b>Pre-tax Profit</b>											
<b>Programming (%)</b>											
Programming Expense / Expense Total											
Programming Expense / Revenue Total											
<b>Staff</b>											
Total Salaries											
Avg Staff Count											
Avg Salary (\$)											
Salaries/Expense Total (%)											
<b>Profitability (%)</b>											
Operating Margin											
P.B.I.T. Margin											
Pre-tax Margin											

CAGR = Compound Annual Growth Rate



## CRTC - FINANCIAL SUMMARY - RADIO

## \$ Radio

Undertaking	Undertaking#	Location	Licensee	Owner	Fiscal Year						
CINQ-FM	211044003	Montréal	Radio Centre-Ville Saint-Louis	Radio Centre-Ville Saint-Louis	2015						
(\$)	Fiscal Year	2011	2012	Var %	2013	Var %	2014	Var %	2015	Var %	CAGR (%)
<b>Revenue</b>											
Local Time Sales											
National Time Sales											
Network Payments											
Syndication-Production											
Government/Corporate Grants											
Other Revenue											
<b>Total Revenue</b>											
<b>Expenses</b>											
Programming											
Technical											
Sales and Promotion											
Administration and General											
<b>Total Expenses</b>											
Operating Income											
Depreciation											
<b>P.B.I.T.</b>											
Interest Expense											
Adjustments Gain(Loss)											
<b>Pre-tax Profit</b>											
<b>Programming (%)</b>											
Programming Expense / Expense Total											
Programming Expense / Revenue Total											
<b>Staff</b>											
Total Salaries											
Avg Staff Count											
Avg Salary (\$)											
Salaries/Expense Total (%)											
<b>Profitability (%)</b>											
Operating Margin											
P.B.I.T. Margin											
Pre-tax Margin											

CAGR = Compound Annual Growth Rate

**CRTC - FINANCIAL SUMMARY - RADIO**

**\$ Radio**

Undertaking	Undertaking#	Location	Licensee	Owner	Fiscal Year							
CIOI-FM	305419188	Hamilton	The Mohawk College Radio Corporation	The Mohawk College Radio Corporation	2015							
	(\$)	Fiscal Year	2011	2012	Var %	2013	Var %	2014	Var %	2015	Var %	CAGR (%)
<b>Revenue</b>												
Local Time Sales												
National Time Sales												
Network Payments												
Syndication-Production												
Government/Corporate Grants												
Other Revenue												
<b>Total Revenue</b>												
<b>Expenses</b>												
Programming												
Technical												
Sales and Promotion												
Administration and General												
<b>Total Expenses</b>												
Operating Income												
Depreciation												
<b>P.B.I.T.</b>												
Interest Expense												
Adjustments Gain(Loss)												
<b>Pre-tax Profit</b>												
<b>Programming (%)</b>												
Programming Expense / Expense Total												
Programming Expense / Revenue Total												
<b>Staff</b>												
Total Salaries												
Avg Staff Count												
Avg Salary (\$)												
Salaries/Expense Total (%)												
<b>Profitability (%)</b>												
Operating Margin												
P.B.I.T. Margin												
Pre-tax Margin												

CAGR = Compound Annual Growth Rate

## CRTC - FINANCIAL SUMMARY - RADIO

## \$ Radio

Undertaking	Undertaking#	Location	Licensee	Owner	Fiscal Year						
CISM-FM	210005039	Montréal	inc.	inc.	2015						
(\$)	Fiscal Year	2011	2012	Var %	2013	Var %	2014	Var %	2015	Var %	CAGR (%)
<b>Revenue</b>											
Local Time Sales											
National Time Sales											
Network Payments											
Syndication-Production											
Government/Corporate Grants											
Other Revenue											
<b>Total Revenue</b>											
<b>Expenses</b>											
Programming											
Technical											
Sales and Promotion											
Administration and General											
<b>Total Expenses</b>											
Operating Income											
Depreciation											
<b>P.B.I.T.</b>											
Interest Expense											
Adjustments Gain(Loss)											
<b>Pre-tax Profit</b>											
<b>Programming (%)</b>											
Programming Expense / Expense Total											
Programming Expense / Revenue Total											
<b>Staff</b>											
Total Salaries											
Avg Staff Count											
Avg Salary (\$)											
Salaries/Expense Total (%)											
<b>Profitability (%)</b>											
Operating Margin											
P.B.I.T. Margin											
Pre-tax Margin											

CAGR = Compound Annual Growth Rate

**CRTC - FINANCIAL SUMMARY - RADIO**

**\$ Radio**

<b>Undertaking</b>	<b>Undertaking#</b>	<b>Location</b>	<b>Licensee</b>	<b>Owner</b>	<b>Fiscal Year</b>							
CITR-FM	515200624	Vancouver	Bri	Bri	2015							
	<b>(\$)</b>	<b>Fiscal Year</b>	<b>2011</b>	<b>2012</b>	<b>Var %</b>	<b>2013</b>	<b>Var %</b>	<b>2014</b>	<b>Var %</b>	<b>2015</b>	<b>Var %</b>	<b>CAGR (%)</b>
<b>Revenue</b>												
Local Time Sales												
National Time Sales												
Network Payments												
Syndication-Production												
Government/Corporate Grants												
Other Revenue												
<b>Total Revenue</b>												
<b>Expenses</b>												
Programming												
Technical												
Sales and Promotion												
Administration and General												
<b>Total Expenses</b>												
Operating Income												
Depreciation												
<b>P.B.I.T.</b>												
Interest Expense												
Adjustments Gain(Loss)												
<b>Pre-tax Profit</b>												
<b>Programming (%)</b>												
Programming Expense / Expense Total												
Programming Expense / Revenue Total												
<b>Staff</b>												
Total Salaries												
Avg Staff Count												
Avg Salary (\$)												
Salaries/Expense Total (%)												
<b>Profitability (%)</b>												
Operating Margin												
P.B.I.T. Margin												
Pre-tax Margin												

CAGR = Compound Annual Growth Rate

**CRTC - FINANCIAL SUMMARY - RADIO**

**\$ Radio**

Undertaking	Undertaking#	Location	Licensee	Owner	Fiscal Year
CITU-FM	535421755	Petit-de-Grat	La Co-opérative Radio Richmond limitée	La Co-opérative Radio Richmond limitée	2015

	(\$)	Fiscal Year	2011	2012	Var %	2013	Var %	2014	Var %	2015	Var %	CAGR (%)
<b>Revenue</b>												
Local Time Sales												
National Time Sales												
Network Payments												
Syndication-Production												
Government/Corporate Grants												
Other Revenue												
		<b>Total Revenue</b>										
<b>Expenses</b>												
Programming												
Technical												
Sales and Promotion												
Administration and General												
		<b>Total Expenses</b>										
Operating Income												
Depreciation												
		<b>P.B.I.T.</b>										
Interest Expense												
Adjustments Gain(Loss)												
		<b>Pre-tax Profit</b>										
<b>Programming (%)</b>												
Programming Expense / Expense Total												
Programming Expense / Revenue Total												
<b>Staff</b>												
Total Salaries												
Avg Staff Count												
Avg Salary (\$)												
Salaries/Expense Total (%)												
<b>Profitability (%)</b>												
Operating Margin												
P.B.I.T. Margin												
Pre-tax Margin												

CAGR = Compound Annual Growth Rate

**CRTC - FINANCIAL SUMMARY - RADIO**

**\$ Radio**

Undertaking	Undertaking#	Location	Licensee	Owner	Fiscal Year						
CIUR-FM	535427000	Winnipeg	Native Communication Inc.	Native Communication Inc.	2015						
(\$)	Fiscal Year	2011	2012	Var %	2013	Var %	2014	Var %	2015	Var %	CAGR (%)
<b>Revenue</b>											
Local Time Sales											
National Time Sales											
Network Payments											
Syndication-Production											
Government/Corporate Grants											
Other Revenue											
<b>Total Revenue</b>											
<b>Expenses</b>											
Programming											
Technical											
Sales and Promotion											
Administration and General											
<b>Total Expenses</b>											
Operating Income											
Depreciation											
<b>P.B.I.T.</b>											
Interest Expense											
Adjustments Gain(Loss)											
<b>Pre-tax Profit</b>											
<b>Programming (%)</b>											
Programming Expense / Expense Total											
Programming Expense / Revenue Total											
<b>Staff</b>											
Total Salaries											
Avg Staff Count											
Avg Salary (\$)											
Salaries/Expense Total (%)											
<b>Profitability (%)</b>											
Operating Margin											
P.B.I.T. Margin											
Pre-tax Margin											

CAGR = Compound Annual Growth Rate

**CRTC - FINANCIAL SUMMARY - RADIO**

**\$ Radio**

Undertaking	Undertaking#	Location	Licensee	Owner	Fiscal Year							
CIUT-FM	314600677	Toronto	University of Toronto Community Radio Inc.	University of Toronto Community Radio Inc.	2015							
	(\$)	Fiscal Year	2011	2012	Var %	2013	Var %	2014	Var %	2015	Var %	CAGR (%)
<b>Revenue</b>												
Local Time Sales												
National Time Sales												
Network Payments												
Syndication-Production												
Government/Corporate Grants												
Other Revenue												
<b>Total Revenue</b>												
<b>Expenses</b>												
Programming												
Technical												
Sales and Promotion												
Administration and General												
<b>Total Expenses</b>												
Operating Income												
Depreciation												
<b>P.B.I.T.</b>												
Interest Expense												
Adjustments Gain(Loss)												
<b>Pre-tax Profit</b>												
<b>Programming (%)</b>												
Programming Expense / Expense Total												
Programming Expense / Revenue Total												
<b>Staff</b>												
Total Salaries												
Avg Staff Count												
Avg Salary (\$)												
Salaries/Expense Total (%)												
<b>Profitability (%)</b>												
Operating Margin												
P.B.I.T. Margin												
Pre-tax Margin												

CAGR = Compound Annual Growth Rate

**CRTC - FINANCIAL SUMMARY - RADIO**

**\$ Radio**

Undertaking	Undertaking#	Location	Licensee	Owner	Fiscal Year						
CIVL-FM	535421713	Abbotsford	UFV Campus and Community Radio Society	UFV Campus and Community Radio Society	2015						
(\$)	Fiscal Year	2011	2012	Var %	2013	Var %	2014	Var %	2015	Var %	CAGR (%)
<b>Revenue</b>											
Local Time Sales											
National Time Sales											
Network Payments											
Syndication-Production											
Government/Corporate Grants											
Other Revenue											
<b>Total Revenue</b>											
<b>Expenses</b>											
Programming											
Technical											
Sales and Promotion											
Administration and General											
<b>Total Expenses</b>											
Operating Income											
Depreciation											
<b>P.B.I.T.</b>											
Interest Expense											
Adjustments Gain(Loss)											
<b>Pre-tax Profit</b>											
<b>Programming (%)</b>											
Programming Expense / Expense Total											
Programming Expense / Revenue Total											
<b>Staff</b>											
Total Salaries											
Avg Staff Count											
Avg Salary (\$)											
Salaries/Expense Total (%)											
<b>Profitability (%)</b>											
Operating Margin											
P.B.I.T. Margin											
Pre-tax Margin											

CAGR = Compound Annual Growth Rate



**CRTC - FINANCIAL SUMMARY - RADIO**

**\$ Radio**

Undertaking	Undertaking#	Location	Licensee	Owner	Fiscal Year
CIVR-FM	505423012	Yellowknife	Société Radio Taïga	Société Radio Taïga	2015

(\$)	Fiscal Year	2011	2012	Var %	2013	Var %	2014	Var %	2015	Var %	CAGR (%)
<b>Revenue</b>											
Local Time Sales											
National Time Sales											
Network Payments											
Syndication-Production											
Government/Corporate Grants											
Other Revenue											
<b>Total Revenue</b>											
<b>Expenses</b>											
Programming											
Technical											
Sales and Promotion											
Administration and General											
<b>Total Expenses</b>											
Operating Income											
Depreciation											
<b>P.B.I.T.</b>											
Interest Expense											
Adjustments Gain(Loss)											
<b>Pre-tax Profit</b>											
<b>Programming (%)</b>											
Programming Expense / Expense Total											
Programming Expense / Revenue Total											
<b>Staff</b>											
Total Salaries											
Avg Staff Count											
Avg Salary (\$)											
Salaries/Expense Total (%)											
<b>Profitability (%)</b>											
Operating Margin											
P.B.I.T. Margin											
Pre-tax Margin											

CAGR = Compound Annual Growth Rate

## CRTC - FINANCIAL SUMMARY - RADIO

## \$ Radio

Undertaking	Undertaking#	Location	Licensee	Owner	Fiscal Year						
CIWS-FM	535424288	Stouffville	WhiStle Community Radio	WhiStle Community Radio	2015						
(\$)	Fiscal Year	2011	2012	Var %	2013	Var %	2014	Var %	2015	Var %	CAGR (%)
<b>Revenue</b>											
Local Time Sales											
National Time Sales											
Network Payments											
Syndication-Production											
Government/Corporate Grants											
Other Revenue											
<b>Total Revenue</b>											
<b>Expenses</b>											
Programming											
Technical											
Sales and Promotion											
Administration and General											
<b>Total Expenses</b>											
Operating Income											
Depreciation											
<b>P.B.I.T.</b>											
Interest Expense											
Adjustments Gain(Loss)											
<b>Pre-tax Profit</b>											
<b>Programming (%)</b>											
Programming Expense / Expense Total											
Programming Expense / Revenue Total											
<b>Staff</b>											
Total Salaries											
Avg Staff Count											
Avg Salary (\$)											
Salaries/Expense Total (%)											
<b>Profitability (%)</b>											
Operating Margin											
P.B.I.T. Margin											
Pre-tax Margin											

CAGR = Compound Annual Growth Rate

## CRTC - FINANCIAL SUMMARY - RADIO

## \$ Radio

Undertaking	Undertaking#	Location	Licensee	Owner	Fiscal Year							
CIXX-FM	321335002	London	Radio Fanshawe Incorporated	Radio Fanshawe Incorporated	2015							
	(\$)	Fiscal Year	2011	2012	Var %	2013	Var %	2014	Var %	2015	Var %	CAGR (%)
<b>Revenue</b>												
Local Time Sales												
National Time Sales												
Network Payments												
Syndication-Production												
Government/Corporate Grants												
Other Revenue												
<b>Total Revenue</b>												
<b>Expenses</b>												
Programming												
Technical												
Sales and Promotion												
Administration and General												
<b>Total Expenses</b>												
Operating Income												
Depreciation												
<b>P.B.I.T.</b>												
Interest Expense												
Adjustments Gain(Loss)												
<b>Pre-tax Profit</b>												
<b>Programming (%)</b>												
Programming Expense / Expense Total												
Programming Expense / Revenue Total												
<b>Staff</b>												
Total Salaries												
Avg Staff Count												
Avg Salary (\$)												
Salaries/Expense Total (%)												
<b>Profitability (%)</b>												
Operating Margin												
P.B.I.T. Margin												
Pre-tax Margin												

CAGR = Compound Annual Growth Rate

**CRTC - FINANCIAL SUMMARY - RADIO**

**\$ Radio**

<b>Undertaking</b>	<b>Undertaking#</b>	<b>Location</b>	<b>Licensee</b>	<b>Owner</b>	<b>Fiscal Year</b>
CJAI-FM	535426143	Stella	Amherst Island Radio Broadcasting Inc.	Amherst Island Radio Broadcasting Inc.	2015

	(\$)	Fiscal Year	2011	2012	Var %	2013	Var %	2014	Var %	2015	Var %	CAGR (%)
<b>Revenue</b>												
Local Time Sales												
National Time Sales												
Network Payments												
Syndication-Production												
Government/Corporate Grants												
Other Revenue												
		<b>Total Revenue</b>										
<b>Expenses</b>												
Programming												
Technical												
Sales and Promotion												
Administration and General												
		<b>Total Expenses</b>										
Operating Income												
Depreciation												
		<b>P.B.I.T.</b>										
Interest Expense												
Adjustments Gain(Loss)												
		<b>Pre-tax Profit</b>										
<b>Programming (%)</b>												
Programming Expense / Expense Total												
Programming Expense / Revenue Total												
<b>Staff</b>												
Total Salaries												
Avg Staff Count												
Avg Salary (\$)												
Salaries/Expense Total (%)												
<b>Profitability (%)</b>												
Operating Margin												
P.B.I.T. Margin												
Pre-tax Margin												

CAGR = Compound Annual Growth Rate

**CRTC - FINANCIAL SUMMARY - RADIO**

**\$ Radio**

Undertaking	Undertaking#	Location	Licensee	Owner	Fiscal Year
CJAM-FM	324700319	Windsor	Student Media, University of Windsor	Student Media, University of Windsor	2015

(\$)	Fiscal Year	2011	2012	Var %	2013	Var %	2014	Var %	2015	Var %	CAGR (%)
<b>Revenue</b>											
Local Time Sales											
National Time Sales											
Network Payments											
Syndication-Production											
Government/Corporate Grants											
Other Revenue											
<b>Total Revenue</b>											
<b>Expenses</b>											
Programming											
Technical											
Sales and Promotion											
Administration and General											
<b>Total Expenses</b>											
Operating Income											
Depreciation											
<b>P.B.I.T.</b>											
Interest Expense											
Adjustments Gain(Loss)											
<b>Pre-tax Profit</b>											
<b>Programming (%)</b>											
Programming Expense / Expense Total											
Programming Expense / Revenue Total											
<b>Staff</b>											
Total Salaries											
Avg Staff Count											
Avg Salary (\$)											
Salaries/Expense Total (%)											
<b>Profitability (%)</b>											
Operating Margin											
P.B.I.T. Margin											
Pre-tax Margin											

CAGR = Compound Annual Growth Rate

**CRTC - FINANCIAL SUMMARY - RADIO**

**\$ Radio**

Undertaking	Undertaking#	Location	Licensee	Owner	Fiscal Year
CJAS-FM	234503456	(Saguenay)	inc.	inc.	2015

	(\$)	Fiscal Year	2011	2012	Var %	2013	Var %	2014	Var %	2015	Var %	CAGR (%)
<b>Revenue</b>												
Local Time Sales												
National Time Sales												
Network Payments												
Syndication-Production												
Government/Corporate Grants												
Other Revenue												
		<b>Total Revenue</b>										
<b>Expenses</b>												
Programming												
Technical												
Sales and Promotion												
Administration and General												
		<b>Total Expenses</b>										
Operating Income												
Depreciation												
		<b>P.B.I.T.</b>										
Interest Expense												
Adjustments Gain(Loss)												
		<b>Pre-tax Profit</b>										
<b>Programming (%)</b>												
Programming Expense / Expense Total												
Programming Expense / Revenue Total												
<b>Staff</b>												
Total Salaries												
Avg Staff Count												
Avg Salary (\$)												
Salaries/Expense Total (%)												
<b>Profitability (%)</b>												
Operating Margin												
P.B.I.T. Margin												
Pre-tax Margin												

CAGR = Compound Annual Growth Rate

**CRTC - FINANCIAL SUMMARY - RADIO**

**\$ Radio**

Undertaking	Undertaking#	Location	Licensee	Owner	Fiscal Year
CJBE-FM	234503399	Port-Menier	Radio Anticosti	Radio Anticosti	2015

(\$)	Fiscal Year	2011	2012	Var %	2013	Var %	2014	Var %	2015	Var %	CAGR (%)
<b>Revenue</b>											
Local Time Sales											
National Time Sales											
Network Payments											
Syndication-Production											
Government/Corporate Grants											
Other Revenue											
<b>Total Revenue</b>											
<b>Expenses</b>											
Programming											
Technical											
Sales and Promotion											
Administration and General											
<b>Total Expenses</b>											
Operating Income											
Depreciation											
<b>P.B.I.T.</b>											
Interest Expense											
Adjustments Gain(Loss)											
<b>Pre-tax Profit</b>											
<b>Programming (%)</b>											
Programming Expense / Expense Total											
Programming Expense / Revenue Total											
<b>Staff</b>											
Total Salaries											
Avg Staff Count											
Avg Salary (\$)											
Salaries/Expense Total (%)											
<b>Profitability (%)</b>											
Operating Margin											
P.B.I.T. Margin											
Pre-tax Margin											

CAGR = Compound Annual Growth Rate

**CRTC - FINANCIAL SUMMARY - RADIO**

**\$ Radio**

Undertaking	Undertaking#	Location	Licensee	Owner	Fiscal Year							
CJBI-FM	535435425	Bell Island	Radio Bell Island Inc.	Radio Bell Island Inc.	2015							
			2011	2012	Var %	2013	Var %	2014	Var %	2015	Var %	CAGR (%)
<b>Revenue</b>												
Local Time Sales												
National Time Sales												
Network Payments												
Syndication-Production												
Government/Corporate Grants												
Other Revenue												
<b>Total Revenue</b>												
<b>Expenses</b>												
Programming												
Technical												
Sales and Promotion												
Administration and General												
<b>Total Expenses</b>												
Operating Income												
Depreciation												
<b>P.B.I.T.</b>												
Interest Expense												
Adjustments Gain(Loss)												
<b>Pre-tax Profit</b>												
<b>Programming (%)</b>												
Programming Expense / Expense Total												
Programming Expense / Revenue Total												
<b>Staff</b>												
Total Salaries												
Avg Staff Count												
Avg Salary (\$)												
Salaries/Expense Total (%)												
<b>Profitability (%)</b>												
Operating Margin												
P.B.I.T. Margin												
Pre-tax Margin												

CAGR = Compound Annual Growth Rate



## CRTC - FINANCIAL SUMMARY - RADIO

## \$ Radio

Undertaking	Undertaking#	Location	Licensee	Owner	Fiscal Year
CJEU	535425004	(Hull)	Ottawa	Ottawa	2015

	(\$)	Fiscal Year	2011	2012	Var %	2013	Var %	2014	Var %	2015	Var %	CAGR (%)
<b>Revenue</b>												
Local Time Sales												
National Time Sales												
Network Payments												
Syndication-Production												
Government/Corporate Grants												
Other Revenue												
		<b>Total Revenue</b>										
<b>Expenses</b>												
Programming												
Technical												
Sales and Promotion												
Administration and General												
		<b>Total Expenses</b>										
Operating Income												
Depreciation												
		<b>P.B.I.T.</b>										
Interest Expense												
Adjustments Gain(Loss)												
		<b>Pre-tax Profit</b>										
<b>Programming (%)</b>												
Programming Expense / Expense Total												
Programming Expense / Revenue Total												
<b>Staff</b>												
Total Salaries												
Avg Staff Count												
Avg Salary (\$)												
Salaries/Expense Total (%)												
<b>Profitability (%)</b>												
Operating Margin												
P.B.I.T. Margin												
Pre-tax Margin												

CAGR = Compound Annual Growth Rate

**CRTC - FINANCIAL SUMMARY - RADIO**

**\$ Radio**

Undertaking	Undertaking#	Location	Licensee	Owner	Fiscal Year						
CJFO-FM	535428686	Ottawa	Radio de la communauté francophone d'Ottawa	Radio de la communauté francophone d'Ottawa	2015						
(\$)	Fiscal Year	2011	2012	Var %	2013	Var %	2014	Var %	2015	Var %	CAGR (%)
<b>Revenue</b>											
Local Time Sales											
National Time Sales											
Network Payments											
Syndication-Production											
Government/Corporate Grants											
Other Revenue											
<b>Total Revenue</b>											
<b>Expenses</b>											
Programming											
Technical											
Sales and Promotion											
Administration and General											
<b>Total Expenses</b>											
Operating Income											
Depreciation											
<b>P.B.I.T.</b>											
Interest Expense											
Adjustments Gain(Loss)											
<b>Pre-tax Profit</b>											
<b>Programming (%)</b>											
Programming Expense / Expense Total											
Programming Expense / Revenue Total											
<b>Staff</b>											
Total Salaries											
Avg Staff Count											
Avg Salary (\$)											
Salaries/Expense Total (%)											
<b>Profitability (%)</b>											
Operating Margin											
P.B.I.T. Margin											
Pre-tax Margin											

CAGR = Compound Annual Growth Rate

**CRTC - FINANCIAL SUMMARY - RADIO**

**\$ Radio**

Undertaking	Undertaking#	Location	Licensee	Owner	Fiscal Year
CJHQ-FM	535426812	Nakusp	Nakusp Community Radio Society	Nakusp Community Radio Society	2015

(\$)	Fiscal Year	2011	2012	Var %	2013	Var %	2014	Var %	2015	Var %	CAGR (%)
<b>Revenue</b>											
Local Time Sales											
National Time Sales											
Network Payments											
Syndication-Production											
Government/Corporate Grants											
Other Revenue											
	<b>Total Revenue</b>										
<b>Expenses</b>											
Programming											
Technical											
Sales and Promotion											
Administration and General											
	<b>Total Expenses</b>										
Operating Income											
Depreciation											
	<b>P.B.I.T.</b>										
Interest Expense											
Adjustments Gain(Loss)											
	<b>Pre-tax Profit</b>										
<b>Programming (%)</b>											
Programming Expense / Expense Total											
Programming Expense / Revenue Total											
<b>Staff</b>											
Total Salaries											
Avg Staff Count											
Avg Salary (\$)											
Salaries/Expense Total (%)											
<b>Profitability (%)</b>											
Operating Margin											
P.B.I.T. Margin											
Pre-tax Margin											

CAGR = Compound Annual Growth Rate

**CRTC - FINANCIAL SUMMARY - RADIO**

**\$ Radio**

Undertaking	Undertaking#	Location	Licensee	Owner	Fiscal Year
CJHR-FM	535419099	Renfrew	Valley Heritage Radio	Valley Heritage Radio	2015

(\$)	Fiscal Year	2011	2012	Var %	2013	Var %	2014	Var %	2015	Var %	CAGR (%)
<b>Revenue</b>											
Local Time Sales											
National Time Sales											
Network Payments											
Syndication-Production											
Government/Corporate Grants											
Other Revenue											
<b>Total Revenue</b>											
<b>Expenses</b>											
Programming											
Technical											
Sales and Promotion											
Administration and General											
<b>Total Expenses</b>											
Operating Income											
Depreciation											
<b>P.B.I.T.</b>											
Interest Expense											
Adjustments Gain(Loss)											
<b>Pre-tax Profit</b>											
<b>Programming (%)</b>											
Programming Expense / Expense Total											
Programming Expense / Revenue Total											
<b>Staff</b>											
Total Salaries											
Avg Staff Count											
Avg Salary (\$)											
Salaries/Expense Total (%)											
<b>Profitability (%)</b>											
Operating Margin											
P.B.I.T. Margin											
Pre-tax Margin											

CAGR = Compound Annual Growth Rate

**CRTC - FINANCIAL SUMMARY - RADIO**

**\$ Radio**

Undertaking	Undertaking#	Location	Licensee	Owner	Fiscal Year
CJIJ-FM	105428800	Sydney	Membertou Radio Association Inc.	Membertou Radio Association Inc.	2015

	(\$)	Fiscal Year	2011	2012	Var %	2013	Var %	2014	Var %	2015	Var %	CAGR (%)
<b>Revenue</b>												
Local Time Sales												
National Time Sales												
Network Payments												
Syndication-Production												
Government/Corporate Grants												
Other Revenue												
		<b>Total Revenue</b>										
<b>Expenses</b>												
Programming												
Technical												
Sales and Promotion												
Administration and General												
		<b>Total Expenses</b>										
Operating Income												
Depreciation												
		<b>P.B.I.T.</b>										
Interest Expense												
Adjustments Gain(Loss)												
		<b>Pre-tax Profit</b>										
<b>Programming (%)</b>												
Programming Expense / Expense Total												
Programming Expense / Revenue Total												
<b>Staff</b>												
Total Salaries												
Avg Staff Count												
Avg Salary (\$)												
Salaries/Expense Total (%)												
<b>Profitability (%)</b>												
Operating Margin												
P.B.I.T. Margin												
Pre-tax Margin												

CAGR = Compound Annual Growth Rate

## CRTC - FINANCIAL SUMMARY - RADIO

## \$ Radio

Undertaking	Undertaking#	Location	Licensee	Owner	Fiscal Year							
CJIQ-FM	305421688	Kitchener/Paris	Corporation	Corporation	2015							
	(\$)	Fiscal Year	2011	2012	Var %	2013	Var %	2014	Var %	2015	Var %	CAGR (%)
<b>Revenue</b>												
Local Time Sales												
National Time Sales												
Network Payments												
Syndication-Production												
Government/Corporate Grants												
Other Revenue												
<b>Total Revenue</b>												
<b>Expenses</b>												
Programming												
Technical												
Sales and Promotion												
Administration and General												
<b>Total Expenses</b>												
Operating Income												
Depreciation												
<b>P.B.I.T.</b>												
Interest Expense												
Adjustments Gain(Loss)												
<b>Pre-tax Profit</b>												
<b>Programming (%)</b>												
Programming Expense / Expense Total												
Programming Expense / Revenue Total												
<b>Staff</b>												
Total Salaries												
Avg Staff Count												
Avg Salary (\$)												
Salaries/Expense Total (%)												
<b>Profitability (%)</b>												
Operating Margin												
P.B.I.T. Margin												
Pre-tax Margin												

CAGR = Compound Annual Growth Rate

**CRTC - FINANCIAL SUMMARY - RADIO**

**\$ Radio**

Undertaking	Undertaking#	Location	Licensee	Owner	Fiscal Year
CJJJ-FM	405430125	Brandon	Inc.	Inc.	2015

(\$)	Fiscal Year	2011	2012	Var %	2013	Var %	2014	Var %	2015	Var %	CAGR (%)
------	-------------	------	------	-------	------	-------	------	-------	------	-------	----------

<b>Revenue</b>											
Local Time Sales											
National Time Sales											
Network Payments											
Syndication-Production											
Government/Corporate Grants											
Other Revenue											
<b>Total Revenue</b>											
<b>Expenses</b>											
Programming											
Technical											
Sales and Promotion											
Administration and General											
<b>Total Expenses</b>											
Operating Income											
Depreciation											
<b>P.B.I.T.</b>											
Interest Expense											
Adjustments Gain(Loss)											
<b>Pre-tax Profit</b>											
<b>Programming (%)</b>											
Programming Expense / Expense Total											
Programming Expense / Revenue Total											
<b>Staff</b>											
Total Salaries											
Avg Staff Count											
Avg Salary (\$)											
Salaries/Expense Total (%)											
<b>Profitability (%)</b>											
Operating Margin											
P.B.I.T. Margin											
Pre-tax Margin											

CAGR = Compound Annual Growth Rate

**CRTC - FINANCIAL SUMMARY - RADIO**

**\$ Radio**

Undertaking	Undertaking#	Location	Licensee	Owner	Fiscal Year			
CJLJ-FM	535433031	Williams Lake	Sugar Cane Community Diversity Association	Sugar Cane Community Diversity Association	2015			
			<b>2011</b>	<b>2012</b> <b>Var %</b>	<b>2013</b> <b>Var %</b>	<b>2014</b> <b>Var %</b>	<b>2015</b> <b>Var %</b>	<b>CAGR (%)</b>
<b>Revenue</b>								
Local Time Sales								
National Time Sales								
Network Payments								
Syndication-Production								
Government/Corporate Grants								
Other Revenue								
<b>Total Revenue</b>								
<b>Expenses</b>								
Programming								
Technical								
Sales and Promotion								
Administration and General								
<b>Total Expenses</b>								
Operating Income								
Depreciation								
<b>P.B.I.T.</b>								
Interest Expense								
Adjustments Gain(Loss)								
<b>Pre-tax Profit</b>								
<b>Programming (%)</b>								
Programming Expense / Expense Total								
Programming Expense / Revenue Total								
<b>Staff</b>								
Total Salaries								
Avg Staff Count								
Avg Salary (\$)								
Salaries/Expense Total (%)								
<b>Profitability (%)</b>								
Operating Margin								
P.B.I.T. Margin								
Pre-tax Margin								

CAGR = Compound Annual Growth Rate



## CRTC - FINANCIAL SUMMARY - RADIO

## \$ Radio

Undertaking	Undertaking#	Location	Licensee	Owner	Fiscal Year
CJLO	535421573	Montréal	Concordia Student Broadcasting Corporation	Concordia Student Broadcasting Corporation	2015

	(\$)	Fiscal Year	2011	2012	Var %	2013	Var %	2014	Var %	2015	Var %	CAGR (%)
<b>Revenue</b>												
Local Time Sales												
National Time Sales												
Network Payments												
Syndication-Production												
Government/Corporate Grants												
Other Revenue												
<b>Total Revenue</b>												
<b>Expenses</b>												
Programming												
Technical												
Sales and Promotion												
Administration and General												
<b>Total Expenses</b>												
Operating Income												
Depreciation												
<b>P.B.I.T.</b>												
Interest Expense												
Adjustments Gain(Loss)												
<b>Pre-tax Profit</b>												
<b>Programming (%)</b>												
Programming Expense / Expense Total												
Programming Expense / Revenue Total												
<b>Staff</b>												
Total Salaries												
Avg Staff Count												
Avg Salary (\$)												
Salaries/Expense Total (%)												
<b>Profitability (%)</b>												
Operating Margin												
P.B.I.T. Margin												
Pre-tax Margin												

CAGR = Compound Annual Growth Rate

**CRTC - FINANCIAL SUMMARY - RADIO**

**\$ Radio**

<b>Undertaking</b>	<b>Undertaking#</b>	<b>Location</b>	<b>Licensee</b>	<b>Owner</b>	<b>Fiscal Year</b>							
CJLR-FM	420000093	Laronge	Natotawin Broadcasting Inc.	Natotawin Broadcasting Inc.	2015							
	<b>(\$)</b>	<b>Fiscal Year</b>	<b>2011</b>	<b>2012</b>	<b>Var %</b>	<b>2013</b>	<b>Var %</b>	<b>2014</b>	<b>Var %</b>	<b>2015</b>	<b>Var %</b>	<b>CAGR (%)</b>
<b>Revenue</b>												
Local Time Sales												
National Time Sales												
Network Payments												
Syndication-Production												
Government/Corporate Grants												
Other Revenue												
<b>Total Revenue</b>												
<b>Expenses</b>												
Programming												
Technical												
Sales and Promotion												
Administration and General												
<b>Total Expenses</b>												
Operating Income												
Depreciation												
<b>P.B.I.T.</b>												
Interest Expense												
Adjustments Gain(Loss)												
<b>Pre-tax Profit</b>												
<b>Programming (%)</b>												
Programming Expense / Expense Total												
Programming Expense / Revenue Total												
<b>Staff</b>												
Total Salaries												
Avg Staff Count												
Avg Salary (\$)												
Salaries/Expense Total (%)												
<b>Profitability (%)</b>												
Operating Margin												
P.B.I.T. Margin												
Pre-tax Margin												

CAGR = Compound Annual Growth Rate

**CRTC - FINANCIAL SUMMARY - RADIO**

**\$ Radio**

Undertaking	Undertaking#	Location	Licensee	Owner	Fiscal Year
CJLX-FM	330006073	Belleville	Loyalist College Radio	Loyalist College Radio	2015

	(\$)	Fiscal Year	2011	2012	Var %	2013	Var %	2014	Var %	2015	Var %	CAGR (%)
<b>Revenue</b>												
Local Time Sales												
National Time Sales												
Network Payments												
Syndication-Production												
Government/Corporate Grants												
Other Revenue												
		<b>Total Revenue</b>										
<b>Expenses</b>												
Programming												
Technical												
Sales and Promotion												
Administration and General												
		<b>Total Expenses</b>										
Operating Income												
Depreciation												
		<b>P.B.I.T.</b>										
Interest Expense												
Adjustments Gain(Loss)												
		<b>Pre-tax Profit</b>										
<b>Programming (%)</b>												
Programming Expense / Expense Total												
Programming Expense / Revenue Total												
<b>Staff</b>												
Total Salaries												
Avg Staff Count												
Avg Salary (\$)												
Salaries/Expense Total (%)												
<b>Profitability (%)</b>												
Operating Margin												
P.B.I.T. Margin												
Pre-tax Margin												

CAGR = Compound Annual Growth Rate

**CRTC - FINANCIAL SUMMARY - RADIO**

**\$ Radio**

Undertaking	Undertaking#	Location	Licensee	Owner	Fiscal Year							
CJLY-FM	505423591	Nelson	Kootenay Cooperative Radio	Kootenay Cooperative Radio	2015							
	(\$)	Fiscal Year	2011	2012	Var %	2013	Var %	2014	Var %	2015	Var %	CAGR (%)
<b>Revenue</b>												
Local Time Sales												
National Time Sales												
Network Payments												
Syndication-Production												
Government/Corporate Grants												
Other Revenue												
<b>Total Revenue</b>												
<b>Expenses</b>												
Programming												
Technical												
Sales and Promotion												
Administration and General												
<b>Total Expenses</b>												
Operating Income												
Depreciation												
<b>P.B.I.T.</b>												
Interest Expense												
Adjustments Gain(Loss)												
<b>Pre-tax Profit</b>												
<b>Programming (%)</b>												
Programming Expense / Expense Total												
Programming Expense / Revenue Total												
<b>Staff</b>												
Total Salaries												
Avg Staff Count												
Avg Salary (\$)												
Salaries/Expense Total (%)												
<b>Profitability (%)</b>												
Operating Margin												
P.B.I.T. Margin												
Pre-tax Margin												

CAGR = Compound Annual Growth Rate

**CRTC - FINANCIAL SUMMARY - RADIO**

**\$ Radio**

Undertaking	Undertaking#	Location	Licensee	Owner	Fiscal Year							
CJMD-FM	535428777	Lévis	Radio communautaire de Lévis	Radio communautaire de Lévis	2015							
			<b>2011</b>	<b>2012</b>	<b>Var %</b>	<b>2013</b>	<b>Var %</b>	<b>2014</b>	<b>Var %</b>	<b>2015</b>	<b>Var %</b>	<b>CAGR (%)</b>
<b>Revenue</b>												
Local Time Sales												
National Time Sales												
Network Payments												
Syndication-Production												
Government/Corporate Grants												
Other Revenue												
<b>Total Revenue</b>												
<b>Expenses</b>												
Programming												
Technical												
Sales and Promotion												
Administration and General												
<b>Total Expenses</b>												
Operating Income												
Depreciation												
<b>P.B.I.T.</b>												
Interest Expense												
Adjustments Gain(Loss)												
<b>Pre-tax Profit</b>												
<b>Programming (%)</b>												
Programming Expense / Expense Total												
Programming Expense / Revenue Total												
<b>Staff</b>												
Total Salaries												
Avg Staff Count												
Avg Salary (\$)												
Salaries/Expense Total (%)												
<b>Profitability (%)</b>												
Operating Margin												
P.B.I.T. Margin												
Pre-tax Margin												

CAGR = Compound Annual Growth Rate

**CRTC - FINANCIAL SUMMARY - RADIO**

**\$ Radio**

Undertaking	Undertaking#	Location	Licensee	Owner	Fiscal Year
CJMP-FM	535423256	Powell River	Powell River Community Radio Society	Powell River Community Radio Society	2015

	(\$)	Fiscal Year	2011	2012	Var %	2013	Var %	2014	Var %	2015	Var %	CAGR (%)
<b>Revenue</b>												
Local Time Sales												
National Time Sales												
Network Payments												
Syndication-Production												
Government/Corporate Grants												
Other Revenue												
<b>Total Revenue</b>												
<b>Expenses</b>												
Programming												
Technical												
Sales and Promotion												
Administration and General												
<b>Total Expenses</b>												
Operating Income												
Depreciation												
<b>P.B.I.T.</b>												
Interest Expense												
Adjustments Gain(Loss)												
<b>Pre-tax Profit</b>												
<b>Programming (%)</b>												
Programming Expense / Expense Total												
Programming Expense / Revenue Total												
<b>Staff</b>												
Total Salaries												
Avg Staff Count												
Avg Salary (\$)												
Salaries/Expense Total (%)												
<b>Profitability (%)</b>												
Operating Margin												
P.B.I.T. Margin												
Pre-tax Margin												

CAGR = Compound Annual Growth Rate

**CRTC - FINANCIAL SUMMARY - RADIO**

**\$ Radio**

Undertaking	Undertaking#	Location	Licensee	Owner	Fiscal Year
CJMQ-FM	535418322	(Lennoxville)	Radio Bishop's Inc.	Radio Bishop's Inc.	2015

(\$)	Fiscal Year	2011	2012	Var %	2013	Var %	2014	Var %	2015	Var %	CAGR (%)
<b>Revenue</b>											
Local Time Sales											
National Time Sales											
Network Payments											
Syndication-Production											
Government/Corporate Grants											
Other Revenue											
<b>Total Revenue</b>											
<b>Expenses</b>											
Programming											
Technical											
Sales and Promotion											
Administration and General											
<b>Total Expenses</b>											
Operating Income											
Depreciation											
<b>P.B.I.T.</b>											
Interest Expense											
Adjustments Gain(Loss)											
<b>Pre-tax Profit</b>											
<b>Programming (%)</b>											
Programming Expense / Expense Total											
Programming Expense / Revenue Total											
<b>Staff</b>											
Total Salaries											
Avg Staff Count											
Avg Salary (\$)											
Salaries/Expense Total (%)											
<b>Profitability (%)</b>											
Operating Margin											
P.B.I.T. Margin											
Pre-tax Margin											

CAGR = Compound Annual Growth Rate

**CRTC - FINANCIAL SUMMARY - RADIO**

**\$ Radio**

Undertaking	Undertaking#	Location	Licensee	Owner	Fiscal Year
CJNU-FM	535435706	Winnipeg	Nostalgia Broadcasting Cooperative Inc.	Nostalgia Broadcasting Cooperative Inc.	2015

	2011	2012	Var %	2013	Var %	2014	Var %	2015	Var %	CAGR (%)
<b>Revenue</b>										
Local Time Sales										
National Time Sales										
Network Payments										
Syndication-Production										
Government/Corporate Grants										
Other Revenue										
<b>Total Revenue</b>										
<b>Expenses</b>										
Programming										
Technical										
Sales and Promotion										
Administration and General										
<b>Total Expenses</b>										
Operating Income										
Depreciation										
<b>P.B.I.T.</b>										
Interest Expense										
Adjustments Gain(Loss)										
<b>Pre-tax Profit</b>										
<b>Programming (%)</b>										
Programming Expense / Expense Total										
Programming Expense / Revenue Total										
<b>Staff</b>										
Total Salaries										
Avg Staff Count										
Avg Salary (\$)										
Salaries/Expense Total (%)										
<b>Profitability (%)</b>										
Operating Margin										
P.B.I.T. Margin										
Pre-tax Margin										

CAGR = Compound Annual Growth Rate



**CRTC - FINANCIAL SUMMARY - RADIO**

**\$ Radio**

Undertaking	Undertaking#	Location	Licensee	Owner	Fiscal Year			
CJPE-FM	535437728	County	Prince Edward County Radio Corporation	Prince Edward County Radio Corporation	2015			
			<b>2011</b>	<b>2012</b> <b>Var %</b>	<b>2013</b> <b>Var %</b>	<b>2014</b> <b>Var %</b>	<b>2015</b> <b>Var %</b>	<b>CAGR (%)</b>
<b>Revenue</b>								
Local Time Sales								
National Time Sales								
Network Payments								
Syndication-Production								
Government/Corporate Grants								
Other Revenue								
<b>Total Revenue</b>								
<b>Expenses</b>								
Programming								
Technical								
Sales and Promotion								
Administration and General								
<b>Total Expenses</b>								
Operating Income								
Depreciation								
<b>P.B.I.T.</b>								
Interest Expense								
Adjustments Gain(Loss)								
<b>Pre-tax Profit</b>								
<b>Programming (%)</b>								
Programming Expense / Expense Total								
Programming Expense / Revenue Total								
<b>Staff</b>								
Total Salaries								
Avg Staff Count								
Avg Salary (\$)								
Salaries/Expense Total (%)								
<b>Profitability (%)</b>								
Operating Margin								
P.B.I.T. Margin								
Pre-tax Margin								

CAGR = Compound Annual Growth Rate

**CRTC - FINANCIAL SUMMARY - RADIO**

**\$ Radio**

Undertaking	Undertaking#	Location	Licensee	Owner	Fiscal Year
CJPN-FM	105417829	Fredericton	Radio Frédéricion inc.	Radio Frédéricion inc.	2015

(\$)	Fiscal Year	2011	2012	Var %	2013	Var %	2014	Var %	2015	Var %	CAGR (%)
<b>Revenue</b>											
Local Time Sales											
National Time Sales											
Network Payments											
Syndication-Production											
Government/Corporate Grants											
Other Revenue											
<b>Total Revenue</b>											
<b>Expenses</b>											
Programming											
Technical											
Sales and Promotion											
Administration and General											
<b>Total Expenses</b>											
Operating Income											
Depreciation											
<b>P.B.I.T.</b>											
Interest Expense											
Adjustments Gain(Loss)											
<b>Pre-tax Profit</b>											
<b>Programming (%)</b>											
Programming Expense / Expense Total											
Programming Expense / Revenue Total											
<b>Staff</b>											
Total Salaries											
Avg Staff Count											
Avg Salary (\$)											
Salaries/Expense Total (%)											
<b>Profitability (%)</b>											
Operating Margin											
P.B.I.T. Margin											
Pre-tax Margin											

CAGR = Compound Annual Growth Rate

## CRTC - FINANCIAL SUMMARY - RADIO

## \$ Radio

Undertaking	Undertaking#	Location	Licensee	Owner	Fiscal Year			
CJQC-FM	535438429	Liverpool	CJQC Radio Society	CJQC Radio Society	2015			
			<b>2011</b>	<b>2012</b> <b>Var %</b>	<b>2013</b> <b>Var %</b>	<b>2014</b> <b>Var %</b>	<b>2015</b> <b>Var %</b>	<b>CAGR (%)</b>
<b>Revenue</b>								
Local Time Sales								
National Time Sales								
Network Payments								
Syndication-Production								
Government/Corporate Grants								
Other Revenue								
<b>Total Revenue</b>								
<b>Expenses</b>								
Programming								
Technical								
Sales and Promotion								
Administration and General								
<b>Total Expenses</b>								
Operating Income								
Depreciation								
<b>P.B.I.T.</b>								
Interest Expense								
Adjustments Gain(Loss)								
<b>Pre-tax Profit</b>								
<b>Programming (%)</b>								
Programming Expense / Expense Total								
Programming Expense / Revenue Total								
<b>Staff</b>								
Total Salaries								
Avg Staff Count								
Avg Salary (\$)								
Salaries/Expense Total (%)								
<b>Profitability (%)</b>								
Operating Margin								
P.B.I.T. Margin								
Pre-tax Margin								

CAGR = Compound Annual Growth Rate

**CRTC - FINANCIAL SUMMARY - RADIO**

**\$ Radio**

Undertaking	Undertaking#	Location	Licensee	Owner	Fiscal Year
CJRD-FM	535424080	Drummondville	Radio Drummond	Radio Drummond	2011

	(\$)	Fiscal Year	2011	2012	Var %	2013	Var %	2014	Var %	2015	Var %	CAGR (%)
<b>Revenue</b>												
Local Time Sales												
National Time Sales												
Network Payments												
Syndication-Production												
Government/Corporate Grants												
Other Revenue												
		<b>Total Revenue</b>										
<b>Expenses</b>												
Programming												
Technical												
Sales and Promotion												
Administration and General												
		<b>Total Expenses</b>										
Operating Income												
Depreciation												
		<b>P.B.I.T.</b>										
Interest Expense												
Adjustments Gain(Loss)												
		<b>Pre-tax Profit</b>										
<b>Programming (%)</b>												
Programming Expense / Expense Total												
Programming Expense / Revenue Total												
<b>Staff</b>												
Total Salaries												
Avg Staff Count												
Avg Salary (\$)												
Salaries/Expense Total (%)												
<b>Profitability (%)</b>												
Operating Margin												
P.B.I.T. Margin												
Pre-tax Margin												

CAGR = Compound Annual Growth Rate

**CRTC - FINANCIAL SUMMARY - RADIO**

**\$ Radio**

Undertaking	Undertaking#	Location	Licensee	Owner	Fiscal Year						
CJRG-FM	221248008	Gaspé	Radio Gaspésie inc.	Radio Gaspésie inc.	2015						
(\$)	Fiscal Year	2011	2012	Var %	2013	Var %	2014	Var %	2015	Var %	CAGR (%)
<b>Revenue</b>											
Local Time Sales											
National Time Sales											
Network Payments											
Syndication-Production											
Government/Corporate Grants											
Other Revenue											
<b>Total Revenue</b>											
<b>Expenses</b>											
Programming											
Technical											
Sales and Promotion											
Administration and General											
<b>Total Expenses</b>											
Operating Income											
Depreciation											
<b>P.B.I.T.</b>											
Interest Expense											
Adjustments Gain(Loss)											
<b>Pre-tax Profit</b>											
<b>Programming (%)</b>											
Programming Expense / Expense Total											
Programming Expense / Revenue Total											
<b>Staff</b>											
Total Salaries											
Avg Staff Count											
Avg Salary (\$)											
Salaries/Expense Total (%)											
<b>Profitability (%)</b>											
Operating Margin											
P.B.I.T. Margin											
Pre-tax Margin											

CAGR = Compound Annual Growth Rate

**CRTC - FINANCIAL SUMMARY - RADIO**

**\$ Radio**

Undertaking	Undertaking#	Location	Licensee	Owner	Fiscal Year
CJRM-FM	110005378	Labrador City	Radio communautaire du Labrador inc.	Radio communautaire du Labrador inc.	2012

(\$)	Fiscal Year	2011	2012	Var %	2013	Var %	2014	Var %	2015	Var %	CAGR (%)
<b>Revenue</b>											
Local Time Sales											
National Time Sales											
Network Payments											
Syndication-Production											
Government/Corporate Grants											
Other Revenue											
<b>Total Revenue</b>											
<b>Expenses</b>											
Programming											
Technical											
Sales and Promotion											
Administration and General											
<b>Total Expenses</b>											
Operating Income											
Depreciation											
<b>P.B.I.T.</b>											
Interest Expense											
Adjustments Gain(Loss)											
<b>Pre-tax Profit</b>											
<b>Programming (%)</b>											
Programming Expense / Expense Total											
Programming Expense / Revenue Total											
<b>Staff</b>											
Total Salaries											
Avg Staff Count											
Avg Salary (\$)											
Salaries/Expense Total (%)											
<b>Profitability (%)</b>											
Operating Margin											
P.B.I.T. Margin											
Pre-tax Margin											

CAGR = Compound Annual Growth Rate

**CRTC - FINANCIAL SUMMARY - RADIO**

**\$ Radio**

Undertaking	Undertaking#	Location	Licensee	Owner	Fiscal Year
CJSE-FM	135411015	Shediac	Radio Beauséjour inc.	Radio Beauséjour inc.	2015

	(\$)	Fiscal Year	2011	2012	Var %	2013	Var %	2014	Var %	2015	Var %	CAGR (%)
<b>Revenue</b>												
Local Time Sales												
National Time Sales												
Network Payments												
Syndication-Production												
Government/Corporate Grants												
Other Revenue												
<b>Total Revenue</b>												
<b>Expenses</b>												
Programming												
Technical												
Sales and Promotion												
Administration and General												
<b>Total Expenses</b>												
Operating Income												
Depreciation												
<b>P.B.I.T.</b>												
Interest Expense												
Adjustments Gain(Loss)												
<b>Pre-tax Profit</b>												
<b>Programming (%)</b>												
Programming Expense / Expense Total												
Programming Expense / Revenue Total												
<b>Staff</b>												
Total Salaries												
Avg Staff Count												
Avg Salary (\$)												
Salaries/Expense Total (%)												
<b>Profitability (%)</b>												
Operating Margin												
P.B.I.T. Margin												
Pre-tax Margin												

CAGR = Compound Annual Growth Rate

**CRTC - FINANCIAL SUMMARY - RADIO**

**\$ Radio**

Undertaking	Undertaking#	Location	Licensee	Owner	Fiscal Year						
CJSF-FM	505427741	Burnaby	Simon Fraser Campus Radio Society	Simon Fraser Campus Radio Society	2015						
(\$)	Fiscal Year	2011	2012	Var %	2013	Var %	2014	Var %	2015	Var %	CAGR (%)
<b>Revenue</b>											
Local Time Sales											
National Time Sales											
Network Payments											
Syndication-Production											
Government/Corporate Grants											
Other Revenue											
<b>Total Revenue</b>											
<b>Expenses</b>											
Programming											
Technical											
Sales and Promotion											
Administration and General											
<b>Total Expenses</b>											
Operating Income											
Depreciation											
<b>P.B.I.T.</b>											
Interest Expense											
Adjustments Gain(Loss)											
<b>Pre-tax Profit</b>											
<b>Programming (%)</b>											
Programming Expense / Expense Total											
Programming Expense / Revenue Total											
<b>Staff</b>											
Total Salaries											
Avg Staff Count											
Avg Salary (\$)											
Salaries/Expense Total (%)											
<b>Profitability (%)</b>											
Operating Margin											
P.B.I.T. Margin											
Pre-tax Margin											

CAGR = Compound Annual Growth Rate



**CRTC - FINANCIAL SUMMARY - RADIO**

**\$ Radio**

Undertaking	Undertaking#	Location	Licensee	Owner	Fiscal Year
CJSR-FM	435101373	Edmonton	The First Alberta Campus Radio Association	The First Alberta Campus Radio Association	2015

	(\$)	Fiscal Year	2011	2012	Var %	2013	Var %	2014	Var %	2015	Var %	CAGR (%)
<b>Revenue</b>												
Local Time Sales												
National Time Sales												
Network Payments												
Syndication-Production												
Government/Corporate Grants												
Other Revenue												
		<b>Total Revenue</b>										
<b>Expenses</b>												
Programming												
Technical												
Sales and Promotion												
Administration and General												
		<b>Total Expenses</b>										
Operating Income												
Depreciation												
		<b>P.B.I.T.</b>										
Interest Expense												
Adjustments Gain(Loss)												
		<b>Pre-tax Profit</b>										
<b>Programming (%)</b>												
Programming Expense / Expense Total												
Programming Expense / Revenue Total												
<b>Staff</b>												
Total Salaries												
Avg Staff Count												
Avg Salary (\$)												
Salaries/Expense Total (%)												
<b>Profitability (%)</b>												
Operating Margin												
P.B.I.T. Margin												
Pre-tax Margin												

CAGR = Compound Annual Growth Rate

**CRTC - FINANCIAL SUMMARY - RADIO**

**\$ Radio**

Undertaking	Undertaking#	Location	Licensee	Owner	Fiscal Year							
CJSW-FM	435101944	Calgary	The University of Calgary Student Radio Society	The University of Calgary Student Radio Society	2015							
	(\$)	Fiscal Year	2011	2012	Var %	2013	Var %	2014	Var %	2015	Var %	CAGR (%)
<b>Revenue</b>												
Local Time Sales												
National Time Sales												
Network Payments												
Syndication-Production												
Government/Corporate Grants												
Other Revenue												
<b>Total Revenue</b>												
<b>Expenses</b>												
Programming												
Technical												
Sales and Promotion												
Administration and General												
<b>Total Expenses</b>												
Operating Income												
Depreciation												
<b>P.B.I.T.</b>												
Interest Expense												
Adjustments Gain(Loss)												
<b>Pre-tax Profit</b>												
<b>Programming (%)</b>												
Programming Expense / Expense Total												
Programming Expense / Revenue Total												
<b>Staff</b>												
Total Salaries												
Avg Staff Count												
Avg Salary (\$)												
Salaries/Expense Total (%)												
<b>Profitability (%)</b>												
Operating Margin												
P.B.I.T. Margin												
Pre-tax Margin												

CAGR = Compound Annual Growth Rate

**CRTC - FINANCIAL SUMMARY - RADIO**

**\$ Radio**

Undertaking	Undertaking#	Location	Licensee	Owner	Fiscal Year
CJTB-FM	535417499	Tête-à-la-Baleine	Radio communautaire Tête-à-la-Baleine	Radio communautaire Tête-à-la-Baleine	2015

	(\$)	Fiscal Year	2011	2012	Var %	2013	Var %	2014	Var %	2015	Var %	CAGR (%)
<b>Revenue</b>												
Local Time Sales												
National Time Sales												
Network Payments												
Syndication-Production												
Government/Corporate Grants												
Other Revenue												
		<b>Total Revenue</b>										
<b>Expenses</b>												
Programming												
Technical												
Sales and Promotion												
Administration and General												
		<b>Total Expenses</b>										
Operating Income												
Depreciation												
		<b>P.B.I.T.</b>										
Interest Expense												
Adjustments Gain(Loss)												
		<b>Pre-tax Profit</b>										
<b>Programming (%)</b>												
Programming Expense / Expense Total												
Programming Expense / Revenue Total												
<b>Staff</b>												
Total Salaries												
Avg Staff Count												
Avg Salary (\$)												
Salaries/Expense Total (%)												
<b>Profitability (%)</b>												
Operating Margin												
P.B.I.T. Margin												
Pre-tax Margin												

CAGR = Compound Annual Growth Rate

**CRTC - FINANCIAL SUMMARY - RADIO**

**\$ Radio**

<b>Undertaking</b>	<b>Undertaking#</b>	<b>Location</b>	<b>Licensee</b>	<b>Owner</b>	<b>Fiscal Year</b>							
CJTR-FM	405427106	Regina	Radius Communications Inc.	Radius Communications Inc.	2015							
	(\$)	Fiscal Year	2011	2012	Var %	2013	Var %	2014	Var %	2015	Var %	CAGR (%)
<b>Revenue</b>												
Local Time Sales												
National Time Sales												
Network Payments												
Syndication-Production												
Government/Corporate Grants												
Other Revenue												
<b>Total Revenue</b>												
<b>Expenses</b>												
Programming												
Technical												
Sales and Promotion												
Administration and General												
<b>Total Expenses</b>												
Operating Income												
Depreciation												
<b>P.B.I.T.</b>												
Interest Expense												
Adjustments Gain(Loss)												
<b>Pre-tax Profit</b>												
<b>Programming (%)</b>												
Programming Expense / Expense Total												
Programming Expense / Revenue Total												
<b>Staff</b>												
Total Salaries												
Avg Staff Count												
Avg Salary (\$)												
Salaries/Expense Total (%)												
<b>Profitability (%)</b>												
Operating Margin												
P.B.I.T. Margin												
Pre-tax Margin												

CAGR = Compound Annual Growth Rate

**CRTC - FINANCIAL SUMMARY - RADIO**

**\$ Radio**

<b>Undertaking</b>	<b>Undertaking#</b>	<b>Location</b>	<b>Licensee</b>	<b>Owner</b>	<b>Fiscal Year</b>							
CJUC-FM	535426151	Whitehorse	Utilities Consumers' Group Society	Utilities Consumers' Group Society	2015							
	<b>(\$)</b>	<b>Fiscal Year</b>	<b>2011</b>	<b>2012</b>	<b>Var %</b>	<b>2013</b>	<b>Var %</b>	<b>2014</b>	<b>Var %</b>	<b>2015</b>	<b>Var %</b>	<b>CAGR (%)</b>
<b>Revenue</b>												
Local Time Sales												
National Time Sales												
Network Payments												
Syndication-Production												
Government/Corporate Grants												
Other Revenue												
<b>Total Revenue</b>												
<b>Expenses</b>												
Programming												
Technical												
Sales and Promotion												
Administration and General												
<b>Total Expenses</b>												
Operating Income												
Depreciation												
<b>P.B.I.T.</b>												
Interest Expense												
Adjustments Gain(Loss)												
<b>Pre-tax Profit</b>												
<b>Programming (%)</b>												
Programming Expense / Expense Total												
Programming Expense / Revenue Total												
<b>Staff</b>												
Total Salaries												
Avg Staff Count												
Avg Salary (\$)												
Salaries/Expense Total (%)												
<b>Profitability (%)</b>												
Operating Margin												
P.B.I.T. Margin												
Pre-tax Margin												

CAGR = Compound Annual Growth Rate

**CRTC - FINANCIAL SUMMARY - RADIO**

**\$ Radio**

Undertaking	Undertaking#	Location	Licensee	Owner	Fiscal Year
CJUM-FM	405419749	Winnipeg	The University of Manitoba Students' Union	The University of Manitoba Students' Union	2015

(\$)	Fiscal Year	2011	2012	Var %	2013	Var %	2014	Var %	2015	Var %	CAGR (%)
<b>Revenue</b>											
Local Time Sales											
National Time Sales											
Network Payments											
Syndication-Production											
Government/Corporate Grants											
Other Revenue											
<b>Total Revenue</b>											
<b>Expenses</b>											
Programming											
Technical											
Sales and Promotion											
Administration and General											
<b>Total Expenses</b>											
Operating Income											
Depreciation											
<b>P.B.I.T.</b>											
Interest Expense											
Adjustments Gain(Loss)											
<b>Pre-tax Profit</b>											
<b>Programming (%)</b>											
Programming Expense / Expense Total											
Programming Expense / Revenue Total											
<b>Staff</b>											
Total Salaries											
Avg Staff Count											
Avg Salary (\$)											
Salaries/Expense Total (%)											
<b>Profitability (%)</b>											
Operating Margin											
P.B.I.T. Margin											
Pre-tax Margin											

CAGR = Compound Annual Growth Rate

**CRTC - FINANCIAL SUMMARY - RADIO**

**\$ Radio**

Undertaking	Undertaking#	Location	Licensee	Owner	Fiscal Year
CKAG-FM	235409505	Pikogan	Société de communication Ikito Pikogan Itée	Société de communication Ikito Pikogan Itée	2015

	(\$)	Fiscal Year	2011	2012	Var %	2013	Var %	2014	Var %	2015	Var %	CAGR (%)
<b>Revenue</b>												
Local Time Sales												
National Time Sales												
Network Payments												
Syndication-Production												
Government/Corporate Grants												
Other Revenue												
		<b>Total Revenue</b>										
<b>Expenses</b>												
Programming												
Technical												
Sales and Promotion												
Administration and General												
		<b>Total Expenses</b>										
Operating Income												
Depreciation												
		<b>P.B.I.T.</b>										
Interest Expense												
Adjustments Gain(Loss)												
		<b>Pre-tax Profit</b>										
<b>Programming (%)</b>												
Programming Expense / Expense Total												
Programming Expense / Revenue Total												
<b>Staff</b>												
Total Salaries												
Avg Staff Count												
Avg Salary (\$)												
Salaries/Expense Total (%)												
<b>Profitability (%)</b>												
Operating Margin												
P.B.I.T. Margin												
Pre-tax Margin												

CAGR = Compound Annual Growth Rate

**CRTC - FINANCIAL SUMMARY - RADIO**

**\$ Radio**

Undertaking	Undertaking#	Location	Licensee	Owner	Fiscal Year							
CKAJ-FM	231228008	Jonquière	Radio communautaire du Saguenay inc.	Radio communautaire du Saguenay inc.	2014							
	(\$)	Fiscal Year	2011	2012	Var %	2013	Var %	2014	Var %	2015	Var %	CAGR (%)
<b>Revenue</b>												
Local Time Sales												
National Time Sales												
Network Payments												
Syndication-Production												
Government/Corporate Grants												
Other Revenue												
<b>Total Revenue</b>												
<b>Expenses</b>												
Programming												
Technical												
Sales and Promotion												
Administration and General												
<b>Total Expenses</b>												
Operating Income												
Depreciation												
<b>P.B.I.T.</b>												
Interest Expense												
Adjustments Gain(Loss)												
<b>Pre-tax Profit</b>												
<b>Programming (%)</b>												
Programming Expense / Expense Total												
Programming Expense / Revenue Total												
<b>Staff</b>												
Total Salaries												
Avg Staff Count												
Avg Salary (\$)												
Salaries/Expense Total (%)												
<b>Profitability (%)</b>												
Operating Margin												
P.B.I.T. Margin												
Pre-tax Margin												

CAGR = Compound Annual Growth Rate



**CRTC - FINANCIAL SUMMARY - RADIO**

**\$ Radio**

Undertaking	Undertaking#	Location	Licensee	Owner	Fiscal Year							
CKAR-FM	535437679	Huntsville	Hunters Bay Radio Inc.	Hunters Bay Radio Inc.	2015							
			<b>2011</b>	<b>2012</b>	<b>Var %</b>	<b>2013</b>	<b>Var %</b>	<b>2014</b>	<b>Var %</b>	<b>2015</b>	<b>Var %</b>	<b>CAGR (%)</b>
<b>Revenue</b>												
Local Time Sales												
National Time Sales												
Network Payments												
Syndication-Production												
Government/Corporate Grants												
Other Revenue												
<b>Total Revenue</b>												
<b>Expenses</b>												
Programming												
Technical												
Sales and Promotion												
Administration and General												
<b>Total Expenses</b>												
Operating Income												
Depreciation												
<b>P.B.I.T.</b>												
Interest Expense												
Adjustments Gain(Loss)												
<b>Pre-tax Profit</b>												
<b>Programming (%)</b>												
Programming Expense / Expense Total												
Programming Expense / Revenue Total												
<b>Staff</b>												
Total Salaries												
Avg Staff Count												
Avg Salary (\$)												
Salaries/Expense Total (%)												
<b>Profitability (%)</b>												
Operating Margin												
P.B.I.T. Margin												
Pre-tax Margin												

CAGR = Compound Annual Growth Rate

**CRTC - FINANCIAL SUMMARY - RADIO**

**\$ Radio**

Undertaking	Undertaking#	Location	Licensee	Owner	Fiscal Year
CKAU-FM	245410352	Maliotenam	Apetuamiss Uas	Apetuamiss Uas	2015

(\$)	Fiscal Year	2011	2012	Var %	2013	Var %	2014	Var %	2015	Var %	CAGR (%)
<b>Revenue</b>											
Local Time Sales											
National Time Sales											
Network Payments											
Syndication-Production											
Government/Corporate Grants											
Other Revenue											
<b>Total Revenue</b>											
<b>Expenses</b>											
Programming											
Technical											
Sales and Promotion											
Administration and General											
<b>Total Expenses</b>											
Operating Income											
Depreciation											
<b>P.B.I.T.</b>											
Interest Expense											
Adjustments Gain(Loss)											
<b>Pre-tax Profit</b>											
<b>Programming (%)</b>											
Programming Expense / Expense Total											
Programming Expense / Revenue Total											
<b>Staff</b>											
Total Salaries											
Avg Staff Count											
Avg Salary (\$)											
Salaries/Expense Total (%)											
<b>Profitability (%)</b>											
Operating Margin											
P.B.I.T. Margin											
Pre-tax Margin											

CAGR = Compound Annual Growth Rate

**CRTC - FINANCIAL SUMMARY - RADIO**

**\$ Radio**

Undertaking	Undertaking#	Location	Licensee	Owner	Fiscal Year
CKAV-FM-2	505427733	Vancouver	Aboriginal Voices Radio Inc.	Aboriginal Voices Radio Inc.	2013

	(\$)	Fiscal Year	2011	2012	Var %	2013	Var %	2014	Var %	2015	Var %	CAGR (%)
<b>Revenue</b>												
Local Time Sales												
National Time Sales												
Network Payments												
Syndication-Production												
Government/Corporate Grants												
Other Revenue												
		<b>Total Revenue</b>										
<b>Expenses</b>												
Programming												
Technical												
Sales and Promotion												
Administration and General												
		<b>Total Expenses</b>										
Operating Income												
Depreciation												
		<b>P.B.I.T.</b>										
Interest Expense												
Adjustments Gain(Loss)												
		<b>Pre-tax Profit</b>										
<b>Programming (%)</b>												
Programming Expense / Expense Total												
Programming Expense / Revenue Total												
<b>Staff</b>												
Total Salaries												
Avg Staff Count												
Avg Salary (\$)												
Salaries/Expense Total (%)												
<b>Profitability (%)</b>												
Operating Margin												
P.B.I.T. Margin												
Pre-tax Margin												

CAGR = Compound Annual Growth Rate

**CRTC - FINANCIAL SUMMARY - RADIO**

**\$ Radio**

Undertaking	Undertaking#	Location	Licensee	Owner	Fiscal Year							
CKAV-FM	305423246	Toronto	Aboriginal Voices Radio Inc.	Aboriginal Voices Radio Inc.	2013							
	(\$)	Fiscal Year	2011	2012	Var %	2013	Var %	2014	Var %	2015	Var %	CAGR (%)
<b>Revenue</b>												
Local Time Sales												
National Time Sales												
Network Payments												
Syndication-Production												
Government/Corporate Grants												
Other Revenue												
<b>Total Revenue</b>												
<b>Expenses</b>												
Programming												
Technical												
Sales and Promotion												
Administration and General												
<b>Total Expenses</b>												
Operating Income												
Depreciation												
<b>P.B.I.T.</b>												
Interest Expense												
Adjustments Gain(Loss)												
<b>Pre-tax Profit</b>												
<b>Programming (%)</b>												
Programming Expense / Expense Total												
Programming Expense / Revenue Total												
<b>Staff</b>												
Total Salaries												
Avg Staff Count												
Avg Salary (\$)												
Salaries/Expense Total (%)												
<b>Profitability (%)</b>												
Operating Margin												
P.B.I.T. Margin												
Pre-tax Margin												

CAGR = Compound Annual Growth Rate

**CRTC - FINANCIAL SUMMARY - RADIO**

**\$ Radio**

<b>Undertaking</b>	<b>Undertaking#</b>	<b>Location</b>	<b>Licensee</b>	<b>Owner</b>	<b>Fiscal Year</b>							
CKAV-FM-3	405427320	Calgary	Aboriginal Voices Radio Inc.	Aboriginal Voices Radio Inc.	2013							
	<b>(\$)</b>	<b>Fiscal Year</b>	<b>2011</b>	<b>2012</b>	<b>Var %</b>	<b>2013</b>	<b>Var %</b>	<b>2014</b>	<b>Var %</b>	<b>2015</b>	<b>Var %</b>	<b>CAGR (%)</b>
<b>Revenue</b>												
Local Time Sales												
National Time Sales												
Network Payments												
Syndication-Production												
Government/Corporate Grants												
Other Revenue												
<b>Total Revenue</b>												
<b>Expenses</b>												
Programming												
Technical												
Sales and Promotion												
Administration and General												
<b>Total Expenses</b>												
Operating Income												
Depreciation												
<b>P.B.I.T.</b>												
Interest Expense												
Adjustments Gain(Loss)												
<b>Pre-tax Profit</b>												
<b>Programming (%)</b>												
Programming Expense / Expense Total												
Programming Expense / Revenue Total												
<b>Staff</b>												
Total Salaries												
Avg Staff Count												
Avg Salary (\$)												
Salaries/Expense Total (%)												
<b>Profitability (%)</b>												
Operating Margin												
P.B.I.T. Margin												
Pre-tax Margin												

CAGR = Compound Annual Growth Rate

**CRTC - FINANCIAL SUMMARY - RADIO**

**\$ Radio**

Undertaking	Undertaking#	Location	Licensee	Owner	Fiscal Year						
CKAV-FM-4	535418588	Edmonton	Aboriginal Voices Radio Inc.	Aboriginal Voices Radio Inc.	2013						
(\$)	Fiscal Year	2011	2012	Var %	2013	Var %	2014	Var %	2015	Var %	CAGR (%)
<b>Revenue</b>											
Local Time Sales											
National Time Sales											
Network Payments											
Syndication-Production											
Government/Corporate Grants											
Other Revenue											
<b>Total Revenue</b>											
<b>Expenses</b>											
Programming											
Technical											
Sales and Promotion											
Administration and General											
<b>Total Expenses</b>											
Operating Income											
Depreciation											
<b>P.B.I.T.</b>											
Interest Expense											
Adjustments Gain(Loss)											
<b>Pre-tax Profit</b>											
<b>Programming (%)</b>											
Programming Expense / Expense Total											
Programming Expense / Revenue Total											
<b>Staff</b>											
Total Salaries											
Avg Staff Count											
Avg Salary (\$)											
Salaries/Expense Total (%)											
<b>Profitability (%)</b>											
Operating Margin											
P.B.I.T. Margin											
Pre-tax Margin											

CAGR = Compound Annual Growth Rate

## CRTC - FINANCIAL SUMMARY - RADIO

## \$ Radio

Undertaking	Undertaking#	Location	Licensee	Owner	Fiscal Year						
CKAV-FM-9	205428338	Ottawa/Hull	Aboriginal Voices Radio Inc.	Aboriginal Voices Radio Inc.	2013						
(\$)	Fiscal Year	2011	2012	Var %	2013	Var %	2014	Var %	2015	Var %	CAGR (%)
<b>Revenue</b>											
Local Time Sales											
National Time Sales											
Network Payments											
Syndication-Production											
Government/Corporate Grants											
Other Revenue											
<b>Total Revenue</b>											
<b>Expenses</b>											
Programming											
Technical											
Sales and Promotion											
Administration and General											
<b>Total Expenses</b>											
Operating Income											
Depreciation											
<b>P.B.I.T.</b>											
Interest Expense											
Adjustments Gain(Loss)											
<b>Pre-tax Profit</b>											
<b>Programming (%)</b>											
Programming Expense / Expense Total											
Programming Expense / Revenue Total											
<b>Staff</b>											
Total Salaries											
Avg Staff Count											
Avg Salary (\$)											
Salaries/Expense Total (%)											
<b>Profitability (%)</b>											
Operating Margin											
P.B.I.T. Margin											
Pre-tax Margin											

CAGR = Compound Annual Growth Rate

**CRTC - FINANCIAL SUMMARY - RADIO**

**\$ Radio**

Undertaking	Undertaking#	Location	Licensee	Owner	Fiscal Year
CKBN-FM	535418306	Bécancour	Nico	Nico	2015

(\$)	Fiscal Year	2011	2012	Var %	2013	Var %	2014	Var %	2015	Var %	CAGR (%)
<b>Revenue</b>											
Local Time Sales											
National Time Sales											
Network Payments											
Syndication-Production											
Government/Corporate Grants											
Other Revenue											
<b>Total Revenue</b>											
<b>Expenses</b>											
Programming											
Technical											
Sales and Promotion											
Administration and General											
<b>Total Expenses</b>											
Operating Income											
Depreciation											
<b>P.B.I.T.</b>											
Interest Expense											
Adjustments Gain(Loss)											
<b>Pre-tax Profit</b>											
<b>Programming (%)</b>											
Programming Expense / Expense Total											
Programming Expense / Revenue Total											
<b>Staff</b>											
Total Salaries											
Avg Staff Count											
Avg Salary (\$)											
Salaries/Expense Total (%)											
<b>Profitability (%)</b>											
Operating Margin											
P.B.I.T. Margin											
Pre-tax Margin											

CAGR = Compound Annual Growth Rate



**CRTC - FINANCIAL SUMMARY - RADIO**

**\$ Radio**

Undertaking	Undertaking#	Location	Licensee	Owner	Fiscal Year
CKCI-FM	535425715	Sarnia	Points Eagle Radio Inc.	Points Eagle Radio Inc.	2015

	2011	2012	Var %	2013	Var %	2014	Var %	2015	Var %	CAGR (%)
<b>Revenue</b>										
Local Time Sales										
National Time Sales										
Network Payments										
Syndication-Production										
Government/Corporate Grants										
Other Revenue										
<b>Total Revenue</b>										
<b>Expenses</b>										
Programming										
Technical										
Sales and Promotion										
Administration and General										
<b>Total Expenses</b>										
Operating Income										
Depreciation										
<b>P.B.I.T.</b>										
Interest Expense										
Adjustments Gain(Loss)										
<b>Pre-tax Profit</b>										
<b>Programming (%)</b>										
Programming Expense / Expense Total										
Programming Expense / Revenue Total										
<b>Staff</b>										
Total Salaries										
Avg Staff Count										
Avg Salary (\$)										
Salaries/Expense Total (%)										
<b>Profitability (%)</b>										
Operating Margin										
P.B.I.T. Margin										
Pre-tax Margin										

CAGR = Compound Annual Growth Rate

## CRTC - FINANCIAL SUMMARY - RADIO

## \$ Radio

Undertaking	Undertaking#	Location	Licensee	Owner	Fiscal Year						
CKCU-FM	331088005	Ottawa	Radio Carleton Inc.	Radio Carleton Inc.	2015						
(\$)	Fiscal Year	2011	2012	Var %	2013	Var %	2014	Var %	2015	Var %	CAGR (%)
<b>Revenue</b>											
Local Time Sales											
National Time Sales											
Network Payments											
Syndication-Production											
Government/Corporate Grants											
Other Revenue											
<b>Total Revenue</b>											
<b>Expenses</b>											
Programming											
Technical											
Sales and Promotion											
Administration and General											
<b>Total Expenses</b>											
Operating Income											
Depreciation											
<b>P.B.I.T.</b>											
Interest Expense											
Adjustments Gain(Loss)											
<b>Pre-tax Profit</b>											
<b>Programming (%)</b>											
Programming Expense / Expense Total											
Programming Expense / Revenue Total											
<b>Staff</b>											
Total Salaries											
Avg Staff Count											
Avg Salary (\$)											
Salaries/Expense Total (%)											
<b>Profitability (%)</b>											
Operating Margin											
P.B.I.T. Margin											
Pre-tax Margin											

CAGR = Compound Annual Growth Rate

**CRTC - FINANCIAL SUMMARY - RADIO**

**\$ Radio**

Undertaking	Undertaking#	Location	Licensee	Owner	Fiscal Year
CKDJ-FM	335412359	Nepean	CKDJ-FM Algonquin Radio	CKDJ-FM Algonquin Radio	2015

	(\$)	Fiscal Year	2011	2012	Var %	2013	Var %	2014	Var %	2015	Var %	CAGR (%)
<b>Revenue</b>												
Local Time Sales												
National Time Sales												
Network Payments												
Syndication-Production												
Government/Corporate Grants												
Other Revenue												
		<b>Total Revenue</b>										
<b>Expenses</b>												
Programming												
Technical												
Sales and Promotion												
Administration and General												
		<b>Total Expenses</b>										
Operating Income												
Depreciation												
		<b>P.B.I.T.</b>										
Interest Expense												
Adjustments Gain(Loss)												
		<b>Pre-tax Profit</b>										
<b>Programming (%)</b>												
Programming Expense / Expense Total												
Programming Expense / Revenue Total												
<b>Staff</b>												
Total Salaries												
Avg Staff Count												
Avg Salary (\$)												
Salaries/Expense Total (%)												
<b>Profitability (%)</b>												
Operating Margin												
P.B.I.T. Margin												
Pre-tax Margin												

CAGR = Compound Annual Growth Rate

**CRTC - FINANCIAL SUMMARY - RADIO**

**\$ Radio**

Undertaking	Undertaking#	Location	Licensee	Owner	Fiscal Year
CKDU-FM	124101296	Halifax	CKDU-FM Society	CKDU-FM Society	2015

(\$)	Fiscal Year	2011	2012	Var %	2013	Var %	2014	Var %	2015	Var %	CAGR (%)
<b>Revenue</b>											
Local Time Sales											
National Time Sales											
Network Payments											
Syndication-Production											
Government/Corporate Grants											
Other Revenue											
<b>Total Revenue</b>											
<b>Expenses</b>											
Programming											
Technical											
Sales and Promotion											
Administration and General											
<b>Total Expenses</b>											
Operating Income											
Depreciation											
<b>P.B.I.T.</b>											
Interest Expense											
Adjustments Gain(Loss)											
<b>Pre-tax Profit</b>											
<b>Programming (%)</b>											
Programming Expense / Expense Total											
Programming Expense / Revenue Total											
<b>Staff</b>											
Total Salaries											
Avg Staff Count											
Avg Salary (\$)											
Salaries/Expense Total (%)											
<b>Profitability (%)</b>											
Operating Margin											
P.B.I.T. Margin											
Pre-tax Margin											

CAGR = Compound Annual Growth Rate

**CRTC - FINANCIAL SUMMARY - RADIO**

**\$ Radio**

Undertaking	Undertaking#	Location	Licensee	Owner	Fiscal Year
CKGI-FM	535433932	Gabriola Island	Gabriola Radio Society	Gabriola Radio Society	2013

	2011	2012	Var %	2013	Var %	2014	Var %	2015	Var %	CAGR (%)
<b>Revenue</b>										
Local Time Sales										
National Time Sales										
Network Payments										
Syndication-Production										
Government/Corporate Grants										
Other Revenue										
<b>Total Revenue</b>										
<b>Expenses</b>										
Programming										
Technical										
Sales and Promotion										
Administration and General										
<b>Total Expenses</b>										
Operating Income										
Depreciation										
<b>P.B.I.T.</b>										
Interest Expense										
Adjustments Gain(Loss)										
<b>Pre-tax Profit</b>										
<b>Programming (%)</b>										
Programming Expense / Expense Total										
Programming Expense / Revenue Total										
<b>Staff</b>										
Total Salaries										
Avg Staff Count										
Avg Salary (\$)										
Salaries/Expense Total (%)										
<b>Profitability (%)</b>										
Operating Margin										
P.B.I.T. Margin										
Pre-tax Margin										

CAGR = Compound Annual Growth Rate

**CRTC - FINANCIAL SUMMARY - RADIO**

**\$ Radio**

Undertaking	Undertaking#	Location	Licensee	Owner	Fiscal Year
CKGN-FM	335410478	Kapuskasing	Radio communautaire Kapnord Inc.	Radio communautaire Kapnord Inc.	2015

	(\$)	Fiscal Year	2011	2012	Var %	2013	Var %	2014	Var %	2015	Var %	CAGR (%)
<b>Revenue</b>												
Local Time Sales												
National Time Sales												
Network Payments												
Syndication-Production												
Government/Corporate Grants												
Other Revenue												
		<b>Total Revenue</b>										
<b>Expenses</b>												
Programming												
Technical												
Sales and Promotion												
Administration and General												
		<b>Total Expenses</b>										
Operating Income												
Depreciation												
		<b>P.B.I.T.</b>										
Interest Expense												
Adjustments Gain(Loss)												
		<b>Pre-tax Profit</b>										
<b>Programming (%)</b>												
Programming Expense / Expense Total												
Programming Expense / Revenue Total												
<b>Staff</b>												
Total Salaries												
Avg Staff Count												
Avg Salary (\$)												
Salaries/Expense Total (%)												
<b>Profitability (%)</b>												
Operating Margin												
P.B.I.T. Margin												
Pre-tax Margin												

CAGR = Compound Annual Growth Rate

## CRTC - FINANCIAL SUMMARY - RADIO

## \$ Radio

Undertaking	Undertaking#	Location	Licensee	Owner	Fiscal Year							
CKHC-FM	535425690	Toronto	Corporation	Corporation	2015							
	(\$)	Fiscal Year	2011	2012	Var %	2013	Var %	2014	Var %	2015	Var %	CAGR (%)
<b>Revenue</b>												
Local Time Sales												
National Time Sales												
Network Payments												
Syndication-Production												
Government/Corporate Grants												
Other Revenue												
<b>Total Revenue</b>												
<b>Expenses</b>												
Programming												
Technical												
Sales and Promotion												
Administration and General												
<b>Total Expenses</b>												
Operating Income												
Depreciation												
<b>P.B.I.T.</b>												
Interest Expense												
Adjustments Gain(Loss)												
<b>Pre-tax Profit</b>												
<b>Programming (%)</b>												
Programming Expense / Expense Total												
Programming Expense / Revenue Total												
<b>Staff</b>												
Total Salaries												
Avg Staff Count												
Avg Salary (\$)												
Salaries/Expense Total (%)												
<b>Profitability (%)</b>												
Operating Margin												
P.B.I.T. Margin												
Pre-tax Margin												

CAGR = Compound Annual Growth Rate

**CRTC - FINANCIAL SUMMARY - RADIO**

**\$ Radio**

Undertaking	Undertaking#	Location	Licensee	Owner	Fiscal Year
CKHR-FM	534900063	Hay River	Hay River Broadcasting Society	Hay River Broadcasting Society	2015

(\$)	Fiscal Year	2011	2012	Var %	2013	Var %	2014	Var %	2015	Var %	CAGR (%)
------	-------------	------	------	-------	------	-------	------	-------	------	-------	----------

**Revenue**

Local Time Sales  
 National Time Sales  
 Network Payments  
 Syndication-Production  
 Government/Corporate Grants  
 Other Revenue

**Total Revenue**

**Expenses**

Programming  
 Technical  
 Sales and Promotion  
 Administration and General

**Total Expenses**

Operating Income  
 Depreciation

**P.B.I.T.**

Interest Expense  
 Adjustments Gain(Loss)

**Pre-tax Profit**

**Programming (%)**

Programming Expense / Expense Total  
 Programming Expense / Revenue Total

**Staff**

Total Salaries  
 Avg Staff Count  
 Avg Salary (\$)  
 Salaries/Expense Total (%)

**Profitability (%)**

Operating Margin  
 P.B.I.T. Margin  
 Pre-tax Margin

CAGR = Compound Annual Growth Rate



**CRTC - FINANCIAL SUMMARY - RADIO**

**\$ Radio**

Undertaking	Undertaking#	Location	Licensee	Owner	Fiscal Year
CKIA-FM	214300568	Québec	Radio Basse Ville	Radio Basse Ville	2015

	(\$)	Fiscal Year	2011	2012	Var %	2013	Var %	2014	Var %	2015	Var %	CAGR (%)
<b>Revenue</b>												
Local Time Sales												
National Time Sales												
Network Payments												
Syndication-Production												
Government/Corporate Grants												
Other Revenue												
		<b>Total Revenue</b>										
<b>Expenses</b>												
Programming												
Technical												
Sales and Promotion												
Administration and General												
		<b>Total Expenses</b>										
Operating Income												
Depreciation												
		<b>P.B.I.T.</b>										
Interest Expense												
Adjustments Gain(Loss)												
		<b>Pre-tax Profit</b>										
<b>Programming (%)</b>												
Programming Expense / Expense Total												
Programming Expense / Revenue Total												
<b>Staff</b>												
Total Salaries												
Avg Staff Count												
Avg Salary (\$)												
Salaries/Expense Total (%)												
<b>Profitability (%)</b>												
Operating Margin												
P.B.I.T. Margin												
Pre-tax Margin												

CAGR = Compound Annual Growth Rate

## CRTC - FINANCIAL SUMMARY - RADIO

## \$ Radio

Undertaking	Undertaking#	Location	Licensee	Owner	Fiscal Year							
CKIC-FM	405429392	Winnipeg	CreComm Radio Inc.	CreComm Radio Inc.	2012							
	(\$)	Fiscal Year	2011	2012	Var %	2013	Var %	2014	Var %	2015	Var %	CAGR (%)
<b>Revenue</b>												
Local Time Sales												
National Time Sales												
Network Payments												
Syndication-Production												
Government/Corporate Grants												
Other Revenue												
<b>Total Revenue</b>												
<b>Expenses</b>												
Programming												
Technical												
Sales and Promotion												
Administration and General												
<b>Total Expenses</b>												
Operating Income												
Depreciation												
<b>P.B.I.T.</b>												
Interest Expense												
Adjustments Gain(Loss)												
<b>Pre-tax Profit</b>												
<b>Programming (%)</b>												
Programming Expense / Expense Total												
Programming Expense / Revenue Total												
<b>Staff</b>												
Total Salaries												
Avg Staff Count												
Avg Salary (\$)												
Salaries/Expense Total (%)												
<b>Profitability (%)</b>												
Operating Margin												
P.B.I.T. Margin												
Pre-tax Margin												

CAGR = Compound Annual Growth Rate

**CRTC - FINANCIAL SUMMARY - RADIO**

**\$ Radio**

Undertaking	Undertaking#	Location	Licensee	Owner	Fiscal Year
CKJM-FM	125414920	Cheticamp	La Coopérative Radio Chéticamp Limitée	La Coopérative Radio Chéticamp Limitée	2015

	(\$)	Fiscal Year	2011	2012	Var %	2013	Var %	2014	Var %	2015	Var %	CAGR (%)
<b>Revenue</b>												
Local Time Sales												
National Time Sales												
Network Payments												
Syndication-Production												
Government/Corporate Grants												
Other Revenue												
		<b>Total Revenue</b>										
<b>Expenses</b>												
Programming												
Technical												
Sales and Promotion												
Administration and General												
		<b>Total Expenses</b>										
Operating Income												
Depreciation												
		<b>P.B.I.T.</b>										
Interest Expense												
Adjustments Gain(Loss)												
		<b>Pre-tax Profit</b>										
<b>Programming (%)</b>												
Programming Expense / Expense Total												
Programming Expense / Revenue Total												
<b>Staff</b>												
Total Salaries												
Avg Staff Count												
Avg Salary (\$)												
Salaries/Expense Total (%)												
<b>Profitability (%)</b>												
Operating Margin												
P.B.I.T. Margin												
Pre-tax Margin												

CAGR = Compound Annual Growth Rate

**CRTC - FINANCIAL SUMMARY - RADIO**

**\$ Radio**

Undertaking	Undertaking#	Location	Licensee	Owner	Fiscal Year							
CKKI-FM	535433792	Kahnawake	Statio	Moon, Brian	2014							
			<b>2011</b>	<b>2012</b>	<b>Var %</b>	<b>2013</b>	<b>Var %</b>	<b>2014</b>	<b>Var %</b>	<b>2015</b>	<b>Var %</b>	<b>CAGR (%)</b>
<b>Revenue</b>												
Local Time Sales												
National Time Sales												
Network Payments												
Syndication-Production												
Government/Corporate Grants												
Other Revenue												
<b>Total Revenue</b>												
<b>Expenses</b>												
Programming												
Technical												
Sales and Promotion												
Administration and General												
<b>Total Expenses</b>												
Operating Income												
Depreciation												
<b>P.B.I.T.</b>												
Interest Expense												
Adjustments Gain(Loss)												
<b>Pre-tax Profit</b>												
<b>Programming (%)</b>												
Programming Expense / Expense Total												
Programming Expense / Revenue Total												
<b>Staff</b>												
Total Salaries												
Avg Staff Count												
Avg Salary (\$)												
Salaries/Expense Total (%)												
<b>Profitability (%)</b>												
Operating Margin												
P.B.I.T. Margin												
Pre-tax Margin												

CAGR = Compound Annual Growth Rate

**CRTC - FINANCIAL SUMMARY - RADIO**

**\$ Radio**

Undertaking	Undertaking#	Location	Licensee	Owner	Fiscal Year
CKLB-FM	535403497	Yellowknife	Native Communications Society of the N.W.T.	Native Communications Society of the N.W.T.	2013

(\$)	Fiscal Year	2011	2012	Var %	2013	Var %	2014	Var %	2015	Var %	CAGR (%)
<b>Revenue</b>											
Local Time Sales											
National Time Sales											
Network Payments											
Syndication-Production											
Government/Corporate Grants											
Other Revenue											
<b>Total Revenue</b>											
<b>Expenses</b>											
Programming											
Technical											
Sales and Promotion											
Administration and General											
<b>Total Expenses</b>											
Operating Income											
Depreciation											
<b>P.B.I.T.</b>											
Interest Expense											
Adjustments Gain(Loss)											
<b>Pre-tax Profit</b>											
<b>Programming (%)</b>											
Programming Expense / Expense Total											
Programming Expense / Revenue Total											
<b>Staff</b>											
Total Salaries											
Avg Staff Count											
Avg Salary (\$)											
Salaries/Expense Total (%)											
<b>Profitability (%)</b>											
Operating Margin											
P.B.I.T. Margin											
Pre-tax Margin											

CAGR = Compound Annual Growth Rate

## CRTC - FINANCIAL SUMMARY - RADIO

## \$ Radio

Undertaking	Undertaking#	Location	Licensee	Owner	Fiscal Year							
CKLU-FM	305417463	Sudbury	Corporation	Corporation	2015							
	(\$)	Fiscal Year	2011	2012	Var %	2013	Var %	2014	Var %	2015	Var %	CAGR (%)
<b>Revenue</b>												
Local Time Sales												
National Time Sales												
Network Payments												
Syndication-Production												
Government/Corporate Grants												
Other Revenue												
<b>Total Revenue</b>												
<b>Expenses</b>												
Programming												
Technical												
Sales and Promotion												
Administration and General												
<b>Total Expenses</b>												
Operating Income												
Depreciation												
<b>P.B.I.T.</b>												
Interest Expense												
Adjustments Gain(Loss)												
<b>Pre-tax Profit</b>												
<b>Programming (%)</b>												
Programming Expense / Expense Total												
Programming Expense / Revenue Total												
<b>Staff</b>												
Total Salaries												
Avg Staff Count												
Avg Salary (\$)												
Salaries/Expense Total (%)												
<b>Profitability (%)</b>												
Operating Margin												
P.B.I.T. Margin												
Pre-tax Margin												

CAGR = Compound Annual Growth Rate

**CRTC - FINANCIAL SUMMARY - RADIO**

**\$ Radio**

Undertaking	Undertaking#	Location	Licensee	Owner	Fiscal Year
CKMA-FM	535422969	Miramichi City	Radio MirAcadie inc.	Radio MirAcadie inc.	2015

(\$)	Fiscal Year	2011	2012	Var %	2013	Var %	2014	Var %	2015	Var %	CAGR (%)
<b>Revenue</b>											
Local Time Sales											
National Time Sales											
Network Payments											
Syndication-Production											
Government/Corporate Grants											
Other Revenue											
<b>Total Revenue</b>											
<b>Expenses</b>											
Programming											
Technical											
Sales and Promotion											
Administration and General											
<b>Total Expenses</b>											
Operating Income											
Depreciation											
<b>P.B.I.T.</b>											
Interest Expense											
Adjustments Gain(Loss)											
<b>Pre-tax Profit</b>											
<b>Programming (%)</b>											
Programming Expense / Expense Total											
Programming Expense / Revenue Total											
<b>Staff</b>											
Total Salaries											
Avg Staff Count											
Avg Salary (\$)											
Salaries/Expense Total (%)											
<b>Profitability (%)</b>											
Operating Margin											
P.B.I.T. Margin											
Pre-tax Margin											

CAGR = Compound Annual Growth Rate

**CRTC - FINANCIAL SUMMARY - RADIO**

**\$ Radio**

Undertaking	Undertaking#	Location	Licensee	Owner	Fiscal Year						
CKMN-FM	220001291	Rimouski/Mont-Joli	La radio communautaire du comté	La radio communautaire du comté	2015						
(\$)	Fiscal Year	2011	2012	Var %	2013	Var %	2014	Var %	2015	Var %	CAGR (%)
<b>Revenue</b>											
Local Time Sales											
National Time Sales											
Network Payments											
Syndication-Production											
Government/Corporate Grants											
Other Revenue											
<b>Total Revenue</b>											
<b>Expenses</b>											
Programming											
Technical											
Sales and Promotion											
Administration and General											
<b>Total Expenses</b>											
Operating Income											
Depreciation											
<b>P.B.I.T.</b>											
Interest Expense											
Adjustments Gain(Loss)											
<b>Pre-tax Profit</b>											
<b>Programming (%)</b>											
Programming Expense / Expense Total											
Programming Expense / Revenue Total											
<b>Staff</b>											
Total Salaries											
Avg Staff Count											
Avg Salary (\$)											
Salaries/Expense Total (%)											
<b>Profitability (%)</b>											
Operating Margin											
P.B.I.T. Margin											
Pre-tax Margin											

CAGR = Compound Annual Growth Rate





**CRTC - FINANCIAL SUMMARY - RADIO**

**\$ Radio**

<b>Undertaking</b>	<b>Undertaking#</b>	<b>Location</b>	<b>Licensee</b>	<b>Owner</b>	<b>Fiscal Year</b>
CKMS-FM	321302002	Waterloo	Radio Waterloo Inc.	Radio Waterloo Inc.	2015

	<b>(\$)</b>	<b>Fiscal Year</b>	<b>2011</b>	<b>2012</b>	<b>Var %</b>	<b>2013</b>	<b>Var %</b>	<b>2014</b>	<b>Var %</b>	<b>2015</b>	<b>Var %</b>	<b>CAGR (%)</b>
<b>Revenue</b>												
Local Time Sales												
National Time Sales												
Network Payments												
Syndication-Production												
Government/Corporate Grants												
Other Revenue												
		<b>Total Revenue</b>										
<b>Expenses</b>												
Programming												
Technical												
Sales and Promotion												
Administration and General												
		<b>Total Expenses</b>										
Operating Income												
Depreciation												
		<b>P.B.I.T.</b>										
Interest Expense												
Adjustments Gain(Loss)												
		<b>Pre-tax Profit</b>										
<b>Programming (%)</b>												
Programming Expense / Expense Total												
Programming Expense / Revenue Total												
<b>Staff</b>												
Total Salaries												
Avg Staff Count												
Avg Salary (\$)												
Salaries/Expense Total (%)												
<b>Profitability (%)</b>												
Operating Margin												
P.B.I.T. Margin												
Pre-tax Margin												

CAGR = Compound Annual Growth Rate

**CRTC - FINANCIAL SUMMARY - RADIO**

**\$ Radio**

Undertaking	Undertaking#	Location	Licensee	Owner	Fiscal Year						
CKNA-FM	234503373	Natashquan	La radio communautaire CKNA inc.	La radio communautaire CKNA inc.	2015						
(\$)	Fiscal Year	2011	2012	Var %	2013	Var %	2014	Var %	2015	Var %	CAGR (%)
<b>Revenue</b>											
Local Time Sales											
National Time Sales											
Network Payments											
Syndication-Production											
Government/Corporate Grants											
Other Revenue											
<b>Total Revenue</b>											
<b>Expenses</b>											
Programming											
Technical											
Sales and Promotion											
Administration and General											
<b>Total Expenses</b>											
Operating Income											
Depreciation											
<b>P.B.I.T.</b>											
Interest Expense											
Adjustments Gain(Loss)											
<b>Pre-tax Profit</b>											
<b>Programming (%)</b>											
Programming Expense / Expense Total											
Programming Expense / Revenue Total											
<b>Staff</b>											
Total Salaries											
Avg Staff Count											
Avg Salary (\$)											
Salaries/Expense Total (%)											
<b>Profitability (%)</b>											
Operating Margin											
P.B.I.T. Margin											
Pre-tax Margin											

CAGR = Compound Annual Growth Rate

**CRTC - FINANCIAL SUMMARY - RADIO**

**\$ Radio**

Undertaking	Undertaking#	Location	Licensee	Owner	Fiscal Year							
CKOA-FM	535425492	Glace Bay	Coastal Community Radio Co-operative Limited	Coastal Community Radio Co-operative Limited	2015							
	(\$)	Fiscal Year	2011	2012	Var %	2013	Var %	2014	Var %	2015	Var %	CAGR (%)
<b>Revenue</b>												
Local Time Sales												
National Time Sales												
Network Payments												
Syndication-Production												
Government/Corporate Grants												
Other Revenue												
<b>Total Revenue</b>												
<b>Expenses</b>												
Programming												
Technical												
Sales and Promotion												
Administration and General												
<b>Total Expenses</b>												
Operating Income												
Depreciation												
<b>P.B.I.T.</b>												
Interest Expense												
Adjustments Gain(Loss)												
<b>Pre-tax Profit</b>												
<b>Programming (%)</b>												
Programming Expense / Expense Total												
Programming Expense / Revenue Total												
<b>Staff</b>												
Total Salaries												
Avg Staff Count												
Avg Salary (\$)												
Salaries/Expense Total (%)												
<b>Profitability (%)</b>												
Operating Margin												
P.B.I.T. Margin												
Pre-tax Margin												

CAGR = Compound Annual Growth Rate

## CRTC - FINANCIAL SUMMARY - RADIO

## \$ Radio

Undertaking	Undertaking#	Location	Licensee	Owner	Fiscal Year							
CKOL-FM	315410316	Campbellford	Campbellford Area Radio Association	Campbellford Area Radio Association	2015							
	(\$)	Fiscal Year	2011	2012	Var %	2013	Var %	2014	Var %	2015	Var %	CAGR (%)
<b>Revenue</b>												
Local Time Sales												
National Time Sales												
Network Payments												
Syndication-Production												
Government/Corporate Grants												
Other Revenue												
<b>Total Revenue</b>												
<b>Expenses</b>												
Programming												
Technical												
Sales and Promotion												
Administration and General												
<b>Total Expenses</b>												
Operating Income												
Depreciation												
<b>P.B.I.T.</b>												
Interest Expense												
Adjustments Gain(Loss)												
<b>Pre-tax Profit</b>												
<b>Programming (%)</b>												
Programming Expense / Expense Total												
Programming Expense / Revenue Total												
<b>Staff</b>												
Total Salaries												
Avg Staff Count												
Avg Salary (\$)												
Salaries/Expense Total (%)												
<b>Profitability (%)</b>												
Operating Margin												
P.B.I.T. Margin												
Pre-tax Margin												

CAGR = Compound Annual Growth Rate

**CRTC - FINANCIAL SUMMARY - RADIO**

**\$ Radio**

<b>Undertaking</b>	<b>Undertaking#</b>	<b>Location</b>	<b>Licensee</b>	<b>Owner</b>	<b>Fiscal Year</b>
CKRH-FM	535422141	Halifax	Coopérative Radio-Halifax-Métro limitée	Coopérative Radio-Halifax-Métro limitée	2015

	<b>(\$)</b>	<b>Fiscal Year</b>	<b>2011</b>	<b>2012</b>	<b>Var %</b>	<b>2013</b>	<b>Var %</b>	<b>2014</b>	<b>Var %</b>	<b>2015</b>	<b>Var %</b>	<b>CAGR (%)</b>
<b>Revenue</b>												
Local Time Sales												
National Time Sales												
Network Payments												
Syndication-Production												
Government/Corporate Grants												
Other Revenue												
<b>Total Revenue</b>												
<b>Expenses</b>												
Programming												
Technical												
Sales and Promotion												
Administration and General												
<b>Total Expenses</b>												
Operating Income												
Depreciation												
<b>P.B.I.T.</b>												
Interest Expense												
Adjustments Gain(Loss)												
<b>Pre-tax Profit</b>												
<b>Programming (%)</b>												
Programming Expense / Expense Total												
Programming Expense / Revenue Total												
<b>Staff</b>												
Total Salaries												
Avg Staff Count												
Avg Salary (\$)												
Salaries/Expense Total (%)												
<b>Profitability (%)</b>												
Operating Margin												
P.B.I.T. Margin												
Pre-tax Margin												

CAGR = Compound Annual Growth Rate

**CRTC - FINANCIAL SUMMARY - RADIO**

**\$ Radio**

Undertaking	Undertaking#	Location	Licensee	Owner	Fiscal Year
CKRK-FM	215406034	Kahnawake	Association	Association	2015

(\$)	Fiscal Year	2011	2012	Var %	2013	Var %	2014	Var %	2015	Var %	CAGR (%)
------	-------------	------	------	-------	------	-------	------	-------	------	-------	----------

<b>Revenue</b>											
Local Time Sales											
National Time Sales											
Network Payments											
Syndication-Production											
Government/Corporate Grants											
Other Revenue											
<b>Total Revenue</b>											
<b>Expenses</b>											
Programming											
Technical											
Sales and Promotion											
Administration and General											
<b>Total Expenses</b>											
Operating Income											
Depreciation											
<b>P.B.I.T.</b>											
Interest Expense											
Adjustments Gain(Loss)											
<b>Pre-tax Profit</b>											
<b>Programming (%)</b>											
Programming Expense / Expense Total											
Programming Expense / Revenue Total											
<b>Staff</b>											
Total Salaries											
Avg Staff Count											
Avg Salary (\$)											
Salaries/Expense Total (%)											
<b>Profitability (%)</b>											
Operating Margin											
P.B.I.T. Margin											
Pre-tax Margin											

CAGR = Compound Annual Growth Rate

**CRTC - FINANCIAL SUMMARY - RADIO**

**\$ Radio**

<b>Undertaking</b>	<b>Undertaking#</b>	<b>Location</b>	<b>Licensee</b>	<b>Owner</b>	<b>Fiscal Year</b>							
CKRL-FM	210411005	Québec	CKRL - MF 89,1 inc.	CKRL - MF 89,1 inc.	2015							
	(\$)	Fiscal Year	2011	2012	Var %	2013	Var %	2014	Var %	2015	Var %	CAGR (%)
<b>Revenue</b>												
Local Time Sales												
National Time Sales												
Network Payments												
Syndication-Production												
Government/Corporate Grants												
Other Revenue												
<b>Total Revenue</b>												
<b>Expenses</b>												
Programming												
Technical												
Sales and Promotion												
Administration and General												
<b>Total Expenses</b>												
Operating Income												
Depreciation												
<b>P.B.I.T.</b>												
Interest Expense												
Adjustments Gain(Loss)												
<b>Pre-tax Profit</b>												
<b>Programming (%)</b>												
Programming Expense / Expense Total												
Programming Expense / Revenue Total												
<b>Staff</b>												
Total Salaries												
Avg Staff Count												
Avg Salary (\$)												
Salaries/Expense Total (%)												
<b>Profitability (%)</b>												
Operating Margin												
P.B.I.T. Margin												
Pre-tax Margin												

CAGR = Compound Annual Growth Rate



**CRTC - FINANCIAL SUMMARY - RADIO**

**\$ Radio**

Undertaking	Undertaking#	Location	Licensee	Owner	Fiscal Year
CKRO-FM	134200880	Pokemouche	Radio Péninsule inc.	Radio Péninsule inc.	2015

(\$)	Fiscal Year	2011	2012	Var %	2013	Var %	2014	Var %	2015	Var %	CAGR (%)
<b>Revenue</b>											
Local Time Sales											
National Time Sales											
Network Payments											
Syndication-Production											
Government/Corporate Grants											
Other Revenue											
<b>Total Revenue</b>											
<b>Expenses</b>											
Programming											
Technical											
Sales and Promotion											
Administration and General											
<b>Total Expenses</b>											
Operating Income											
Depreciation											
<b>P.B.I.T.</b>											
Interest Expense											
Adjustments Gain(Loss)											
<b>Pre-tax Profit</b>											
<b>Programming (%)</b>											
Programming Expense / Expense Total											
Programming Expense / Revenue Total											
<b>Staff</b>											
Total Salaries											
Avg Staff Count											
Avg Salary (\$)											
Salaries/Expense Total (%)											
<b>Profitability (%)</b>											
Operating Margin											
P.B.I.T. Margin											
Pre-tax Margin											

CAGR = Compound Annual Growth Rate

**CRTC - FINANCIAL SUMMARY - RADIO**

**\$ Radio**

Undertaking	Undertaking#	Location	Licensee	Owner	Fiscal Year						
CKRP-FM	435415732	Falher	Association canadienne-française de l'Alberta,	Association canadienne-française de l'Alberta,	2015						
(\$)	Fiscal Year	2011	2012	Var %	2013	Var %	2014	Var %	2015	Var %	CAGR (%)
<b>Revenue</b>											
Local Time Sales											
National Time Sales											
Network Payments											
Syndication-Production											
Government/Corporate Grants											
Other Revenue											
<b>Total Revenue</b>											
<b>Expenses</b>											
Programming											
Technical											
Sales and Promotion											
Administration and General											
<b>Total Expenses</b>											
Operating Income											
Depreciation											
<b>P.B.I.T.</b>											
Interest Expense											
Adjustments Gain(Loss)											
<b>Pre-tax Profit</b>											
<b>Programming (%)</b>											
Programming Expense / Expense Total											
Programming Expense / Revenue Total											
<b>Staff</b>											
Total Salaries											
Avg Staff Count											
Avg Salary (\$)											
Salaries/Expense Total (%)											
<b>Profitability (%)</b>											
Operating Margin											
P.B.I.T. Margin											
Pre-tax Margin											

CAGR = Compound Annual Growth Rate

**CRTC - FINANCIAL SUMMARY - RADIO**

**\$ Radio**

Undertaking	Undertaking#	Location	Licensee	Owner	Fiscal Year
CKRZ-FM	325407898	Ohsweken	Commu	Commu	2015

	(\$)	Fiscal Year	2011	2012	Var %	2013	Var %	2014	Var %	2015	Var %	CAGR (%)
<b>Revenue</b>												
Local Time Sales												
National Time Sales												
Network Payments												
Syndication-Production												
Government/Corporate Grants												
Other Revenue												
		<b>Total Revenue</b>										
<b>Expenses</b>												
Programming												
Technical												
Sales and Promotion												
Administration and General												
		<b>Total Expenses</b>										
Operating Income												
Depreciation												
		<b>P.B.I.T.</b>										
Interest Expense												
Adjustments Gain(Loss)												
		<b>Pre-tax Profit</b>										
<b>Programming (%)</b>												
Programming Expense / Expense Total												
Programming Expense / Revenue Total												
<b>Staff</b>												
Total Salaries												
Avg Staff Count												
Avg Salary (\$)												
Salaries/Expense Total (%)												
<b>Profitability (%)</b>												
Operating Margin												
P.B.I.T. Margin												
Pre-tax Margin												

CAGR = Compound Annual Growth Rate

## CRTC - FINANCIAL SUMMARY - RADIO

## \$ Radio

Undertaking	Undertaking#	Location	Licensee	Owner	Fiscal Year						
CKTI-FM	535417407	Kettle Point	Points Eagle Radio Inc.	Points Eagle Radio Inc.	2015						
(\$)	Fiscal Year	2011	2012	Var %	2013	Var %	2014	Var %	2015	Var %	CAGR (%)
<b>Revenue</b>											
Local Time Sales											
National Time Sales											
Network Payments											
Syndication-Production											
Government/Corporate Grants											
Other Revenue											
<b>Total Revenue</b>											
<b>Expenses</b>											
Programming											
Technical											
Sales and Promotion											
Administration and General											
<b>Total Expenses</b>											
Operating Income											
Depreciation											
<b>P.B.I.T.</b>											
Interest Expense											
Adjustments Gain(Loss)											
<b>Pre-tax Profit</b>											
<b>Programming (%)</b>											
Programming Expense / Expense Total											
Programming Expense / Revenue Total											
<b>Staff</b>											
Total Salaries											
Avg Staff Count											
Avg Salary (\$)											
Salaries/Expense Total (%)											
<b>Profitability (%)</b>											
Operating Margin											
P.B.I.T. Margin											
Pre-tax Margin											

CAGR = Compound Annual Growth Rate



**CRTC - FINANCIAL SUMMARY - RADIO**

**\$ Radio**

Undertaking	Undertaking#	Location	Licensee	Owner	Fiscal Year
CKTZ-FM	535433833	Cortes Island	Cortes Community Radio Society	Cortes Community Radio Society	2015

	2011	2012	Var %	2013	Var %	2014	Var %	2015	Var %	CAGR (%)
<b>Revenue</b>										
Local Time Sales										
National Time Sales										
Network Payments										
Syndication-Production										
Government/Corporate Grants										
Other Revenue										
<b>Total Revenue</b>										
<b>Expenses</b>										
Programming										
Technical										
Sales and Promotion										
Administration and General										
<b>Total Expenses</b>										
Operating Income										
Depreciation										
<b>P.B.I.T.</b>										
Interest Expense										
Adjustments Gain(Loss)										
<b>Pre-tax Profit</b>										
<b>Programming (%)</b>										
Programming Expense / Expense Total										
Programming Expense / Revenue Total										
<b>Staff</b>										
Total Salaries										
Avg Staff Count										
Avg Salary (\$)										
Salaries/Expense Total (%)										
<b>Profitability (%)</b>										
Operating Margin										
P.B.I.T. Margin										
Pre-tax Margin										

CAGR = Compound Annual Growth Rate

**CRTC - FINANCIAL SUMMARY - RADIO**

**\$ Radio**

Undertaking	Undertaking#	Location	Licensee	Owner	Fiscal Year
CKUM-FM	134200195	Moncton	Les médias acadiens universitaires inc.	Les médias acadiens universitaires inc.	2015

	(\$)	Fiscal Year	2011	2012	Var %	2013	Var %	2014	Var %	2015	Var %	CAGR (%)
<b>Revenue</b>												
Local Time Sales												
National Time Sales												
Network Payments												
Syndication-Production												
Government/Corporate Grants												
Other Revenue												
		<b>Total Revenue</b>										
<b>Expenses</b>												
Programming												
Technical												
Sales and Promotion												
Administration and General												
		<b>Total Expenses</b>										
Operating Income												
Depreciation												
		<b>P.B.I.T.</b>										
Interest Expense												
Adjustments Gain(Loss)												
		<b>Pre-tax Profit</b>										
<b>Programming (%)</b>												
Programming Expense / Expense Total												
Programming Expense / Revenue Total												
<b>Staff</b>												
Total Salaries												
Avg Staff Count												
Avg Salary (\$)												
Salaries/Expense Total (%)												
<b>Profitability (%)</b>												
Operating Margin												
P.B.I.T. Margin												
Pre-tax Margin												

CAGR = Compound Annual Growth Rate

**CRTC - FINANCIAL SUMMARY - RADIO**

**\$ Radio**

Undertaking	Undertaking#	Location	Licensee	Owner	Fiscal Year
CKUN-FM	305422834	Christian Island	Chimnissing Communications	Chimnissing Communications	2015

(\$)	Fiscal Year	2011	2012	Var %	2013	Var %	2014	Var %	2015	Var %	CAGR (%)
<b>Revenue</b>											
Local Time Sales											
National Time Sales											
Network Payments											
Syndication-Production											
Government/Corporate Grants											
Other Revenue											
<b>Total Revenue</b>											
<b>Expenses</b>											
Programming											
Technical											
Sales and Promotion											
Administration and General											
<b>Total Expenses</b>											
Operating Income											
Depreciation											
<b>P.B.I.T.</b>											
Interest Expense											
Adjustments Gain(Loss)											
<b>Pre-tax Profit</b>											
<b>Programming (%)</b>											
Programming Expense / Expense Total											
Programming Expense / Revenue Total											
<b>Staff</b>											
Total Salaries											
Avg Staff Count											
Avg Salary (\$)											
Salaries/Expense Total (%)											
<b>Profitability (%)</b>											
Operating Margin											
P.B.I.T. Margin											
Pre-tax Margin											

CAGR = Compound Annual Growth Rate



## CRTC - FINANCIAL SUMMARY - RADIO

## \$ Radio

Undertaking	Undertaking#	Location	Licensee	Owner	Fiscal Year							
CKUT-FM	214301061	Montréal	Radio CKUT	Radio CKUT	2015							
	(\$)	Fiscal Year	2011	2012	Var %	2013	Var %	2014	Var %	2015	Var %	CAGR (%)
<b>Revenue</b>												
Local Time Sales												
National Time Sales												
Network Payments												
Syndication-Production												
Government/Corporate Grants												
Other Revenue												
<b>Total Revenue</b>												
<b>Expenses</b>												
Programming												
Technical												
Sales and Promotion												
Administration and General												
<b>Total Expenses</b>												
Operating Income												
Depreciation												
<b>P.B.I.T.</b>												
Interest Expense												
Adjustments Gain(Loss)												
<b>Pre-tax Profit</b>												
<b>Programming (%)</b>												
Programming Expense / Expense Total												
Programming Expense / Revenue Total												
<b>Staff</b>												
Total Salaries												
Avg Staff Count												
Avg Salary (\$)												
Salaries/Expense Total (%)												
<b>Profitability (%)</b>												
Operating Margin												
P.B.I.T. Margin												
Pre-tax Margin												

CAGR = Compound Annual Growth Rate



**CRTC - FINANCIAL SUMMARY - RADIO**

**\$ Radio**

Undertaking	Undertaking#	Location	Licensee	Owner	Fiscal Year
CKVI-FM	305416994	Kingston	KCVI Educational Radio Station Incorporated	KCVI Educational Radio Station Incorporated	2015

(\$)	Fiscal Year	2011	2012	Var %	2013	Var %	2014	Var %	2015	Var %	CAGR (%)
<b>Revenue</b>											
Local Time Sales											
National Time Sales											
Network Payments											
Syndication-Production											
Government/Corporate Grants											
Other Revenue											
<b>Total Revenue</b>											
<b>Expenses</b>											
Programming											
Technical											
Sales and Promotion											
Administration and General											
<b>Total Expenses</b>											
Operating Income											
Depreciation											
<b>P.B.I.T.</b>											
Interest Expense											
Adjustments Gain(Loss)											
<b>Pre-tax Profit</b>											
<b>Programming (%)</b>											
Programming Expense / Expense Total											
Programming Expense / Revenue Total											
<b>Staff</b>											
Total Salaries											
Avg Staff Count											
Avg Salary (\$)											
Salaries/Expense Total (%)											
<b>Profitability (%)</b>											
Operating Margin											
P.B.I.T. Margin											
Pre-tax Margin											

CAGR = Compound Annual Growth Rate



**CRTC - FINANCIAL SUMMARY - RADIO**

**\$ Radio**

Undertaking	Undertaking#	Location	Licensee	Owner	Fiscal Year			
CKVS-FM	535435011	Salmon Arm	Voice of the Shuswap Broadcast Society	Voice of the Shuswap Broadcast Society	2015			
			<b>2011</b>	<b>2012</b> <b>Var %</b>	<b>2013</b> <b>Var %</b>	<b>2014</b> <b>Var %</b>	<b>2015</b> <b>Var %</b>	<b>CAGR (%)</b>
<b>Revenue</b>								
Local Time Sales								
National Time Sales								
Network Payments								
Syndication-Production								
Government/Corporate Grants								
Other Revenue								
<b>Total Revenue</b>								
<b>Expenses</b>								
Programming								
Technical								
Sales and Promotion								
Administration and General								
<b>Total Expenses</b>								
Operating Income								
Depreciation								
<b>P.B.I.T.</b>								
Interest Expense								
Adjustments Gain(Loss)								
<b>Pre-tax Profit</b>								
<b>Programming (%)</b>								
Programming Expense / Expense Total								
Programming Expense / Revenue Total								
<b>Staff</b>								
Total Salaries								
Avg Staff Count								
Avg Salary (\$)								
Salaries/Expense Total (%)								
<b>Profitability (%)</b>								
Operating Margin								
P.B.I.T. Margin								
Pre-tax Margin								

CAGR = Compound Annual Growth Rate

**CRTC - FINANCIAL SUMMARY - RADIO**

**\$ Radio**

Undertaking	Undertaking#	Location	Licensee	Owner	Fiscal Year
CKWE-FM	234502474	Desert i.r	Anishinabeg	Morin, Charles	2015

(\$)	Fiscal Year	2011	2012	Var %	2013	Var %	2014	Var %	2015	Var %	CAGR (%)
<b>Revenue</b>											
Local Time Sales											
National Time Sales											
Network Payments											
Syndication-Production											
Government/Corporate Grants											
Other Revenue											
<b>Total Revenue</b>											
<b>Expenses</b>											
Programming											
Technical											
Sales and Promotion											
Administration and General											
<b>Total Expenses</b>											
Operating Income											
Depreciation											
<b>P.B.I.T.</b>											
Interest Expense											
Adjustments Gain(Loss)											
<b>Pre-tax Profit</b>											
<b>Programming (%)</b>											
Programming Expense / Expense Total											
Programming Expense / Revenue Total											
<b>Staff</b>											
Total Salaries											
Avg Staff Count											
Avg Salary (\$)											
Salaries/Expense Total (%)											
<b>Profitability (%)</b>											
Operating Margin											
P.B.I.T. Margin											
Pre-tax Margin											

CAGR = Compound Annual Growth Rate

## CRTC - FINANCIAL SUMMARY - RADIO

## \$ Radio

Undertaking	Undertaking#	Location	Licensee	Owner	Fiscal Year							
CKWR-FM	320420003	Kitchener	Wired World Inc.	Wired World Inc.	2015							
	(\$)	Fiscal Year	2011	2012	Var %	2013	Var %	2014	Var %	2015	Var %	CAGR (%)
<b>Revenue</b>												
Local Time Sales												
National Time Sales												
Network Payments												
Syndication-Production												
Government/Corporate Grants												
Other Revenue												
<b>Total Revenue</b>												
<b>Expenses</b>												
Programming												
Technical												
Sales and Promotion												
Administration and General												
<b>Total Expenses</b>												
Operating Income												
Depreciation												
<b>P.B.I.T.</b>												
Interest Expense												
Adjustments Gain(Loss)												
<b>Pre-tax Profit</b>												
<b>Programming (%)</b>												
Programming Expense / Expense Total												
Programming Expense / Revenue Total												
<b>Staff</b>												
Total Salaries												
Avg Staff Count												
Avg Salary (\$)												
Salaries/Expense Total (%)												
<b>Profitability (%)</b>												
Operating Margin												
P.B.I.T. Margin												
Pre-tax Margin												

CAGR = Compound Annual Growth Rate





**CRTC - FINANCIAL SUMMARY - RADIO**

**\$ Radio**

Undertaking	Undertaking#	Location	Licensee	Owner	Fiscal Year
CKXU-FM	535418116	Lethbridge	CKXU Radio Society	CKXU Radio Society	2015

(\$)	Fiscal Year	2011	2012	Var %	2013	Var %	2014	Var %	2015	Var %	CAGR (%)
<b>Revenue</b>											
Local Time Sales											
National Time Sales											
Network Payments											
Syndication-Production											
Government/Corporate Grants											
Other Revenue											
<b>Total Revenue</b>											
<b>Expenses</b>											
Programming											
Technical											
Sales and Promotion											
Administration and General											
<b>Total Expenses</b>											
Operating Income											
Depreciation											
<b>P.B.I.T.</b>											
Interest Expense											
Adjustments Gain(Loss)											
<b>Pre-tax Profit</b>											
<b>Programming (%)</b>											
Programming Expense / Expense Total											
Programming Expense / Revenue Total											
<b>Staff</b>											
Total Salaries											
Avg Staff Count											
Avg Salary (\$)											
Salaries/Expense Total (%)											
<b>Profitability (%)</b>											
Operating Margin											
P.B.I.T. Margin											
Pre-tax Margin											

CAGR = Compound Annual Growth Rate

**CRTC - FINANCIAL SUMMARY - RADIO**

**\$ Radio**

Undertaking	Undertaking#	Location	Licensee	Owner	Fiscal Year
VF2065	535429014	Hazelton	Kispiox First Nations Community Radio	Kispiox First Nations Community Radio	2014

(\$)	Fiscal Year	2011	2012	Var %	2013	Var %	2014	Var %	2015	Var %	CAGR (%)
<b>Revenue</b>											
Local Time Sales											
National Time Sales											
Network Payments											
Syndication-Production											
Government/Corporate Grants											
Other Revenue											
	<b>Total Revenue</b>										
<b>Expenses</b>											
Programming											
Technical											
Sales and Promotion											
Administration and General											
	<b>Total Expenses</b>										
Operating Income											
Depreciation											
	<b>P.B.I.T.</b>										
Interest Expense											
Adjustments Gain(Loss)											
	<b>Pre-tax Profit</b>										
<b>Programming (%)</b>											
Programming Expense / Expense Total											
Programming Expense / Revenue Total											
<b>Staff</b>											
Total Salaries											
Avg Staff Count											
Avg Salary (\$)											
Salaries/Expense Total (%)											
<b>Profitability (%)</b>											
Operating Margin											
P.B.I.T. Margin											
Pre-tax Margin											

CAGR = Compound Annual Growth Rate

**CRTC - FINANCIAL SUMMARY - RADIO**

**\$ Radio**

<b>Undertaking</b>	<b>Undertaking#</b>	<b>Location</b>	<b>Licensee</b>	<b>Owner</b>	<b>Fiscal Year</b>			
VF2590	535433867	Revelstoke	Stoke FM Radio Society	Stoke FM Radio Society	2015			
			<b>2011</b>	<b>2012</b> <b>Var %</b>	<b>2013</b> <b>Var %</b>	<b>2014</b> <b>Var %</b>	<b>2015</b> <b>Var %</b>	<b>CAGR (%)</b>
<b>Revenue</b>								
Local Time Sales								
National Time Sales								
Network Payments								
Syndication-Production								
Government/Corporate Grants								
Other Revenue								
<b>Total Revenue</b>								
<b>Expenses</b>								
Programming								
Technical								
Sales and Promotion								
Administration and General								
<b>Total Expenses</b>								
Operating Income								
Depreciation								
<b>P.B.I.T.</b>								
Interest Expense								
Adjustments Gain(Loss)								
<b>Pre-tax Profit</b>								
<b>Programming (%)</b>								
Programming Expense / Expense Total								
Programming Expense / Revenue Total								
<b>Staff</b>								
Total Salaries								
Avg Staff Count								
Avg Salary (\$)								
Salaries/Expense Total (%)								
<b>Profitability (%)</b>								
Operating Margin								
P.B.I.T. Margin								
Pre-tax Margin								

CAGR = Compound Annual Growth Rate

**CRTC - FINANCIAL SUMMARY - RADIO****\$ Radio**

(\$)	Fiscal Year	2011	2012	Var %	2013	Var %	2014	Var %	2015	Var %	CAGR (%)
<b>Reporting Units</b>		33	33		35		27		21		
<b>Revenue</b>											
Local Time Sales		5,487,185	5,048,365	-8.00	4,301,755	-14.79	3,810,542	-11.42	3,889,687	2.08	-8.2
National Time Sales		333,309	348,288	4.49	266,888	-23.37	173,353	-35.05	426,006	145.74	6.3
Network Payments		0	0	n/a	0	n/a	11,970	n/a	26,210	118.96	n/a
Syndication-Production		182,623	449,002	145.86	471,467	5.00	476,730	1.12	389,656	-18.26	20.9
Government/Corporate Grants		3,591,552	1,837,653	-48.83	4,403,951	139.65	1,377,142	-68.73	1,753,858	27.35	-29.9
Other Revenue		8,675,346	8,484,893	-2.20	6,328,051	-25.42	6,864,935	8.48	6,676,987	-2.74	
<b>Total Revenue</b>		<b>18,270,015</b>	<b>16,168,201</b>	<b>-11.50</b>	<b>15,772,112</b>	<b>-2.45</b>	<b>12,714,672</b>	<b>-19.39</b>	<b>13,162,404</b>	<b>3.52</b>	<b>-7.9</b>
<b>Expenses</b>											
Programming		4,121,786	3,876,610	-5.95	4,190,485	8.10	2,324,310	-44.53	2,938,126	26.41	-8.1
Technical		1,639,042	1,431,234	-12.68	1,989,073	38.98	555,804	-72.06	754,168	35.69	-17.6
Sales and Promotion		5,419,699	5,209,191	-3.88	5,142,691	-1.28	4,031,224	-21.61	4,744,667	17.70	-3.3
Administration and General		6,311,129	5,891,384	-6.65	6,231,965	5.78	4,136,544	-33.62	4,310,034	4.19	-9.1
<b>Total Expenses</b>		<b>17,491,656</b>	<b>16,408,419</b>	<b>-6.19</b>	<b>17,554,214</b>	<b>6.98</b>	<b>11,047,882</b>	<b>-37.06</b>	<b>12,746,995</b>	<b>15.38</b>	<b>-7.6</b>
Operating Income		778,359	-240,218		-1,782,102		1,666,790		415,409		
Depreciation		681,830	526,038	-22.85	521,003	-0.96	257,202	-50.63	400,393	55.67	-12.5
<b>P.B.I.T.</b>		<b>96,529</b>	<b>-766,256</b>		<b>-2,303,105</b>		<b>1,409,588</b>		<b>15,016</b>		
Interest Expense		48,180	66,202	37.41	64,730	-2.22	53,519	-17.32	51,448	-3.87	
Adjustments Gain(Loss)		533,553	1,388,296	160.20	1,012,112	-27.10	660,533	-34.74	590,638	-10.58	
<b>Pre-tax Profit</b>		<b>581,902</b>	<b>555,838</b>		<b>-1,355,723</b>		<b>2,016,602</b>		<b>554,206</b>		
<b>Programming (%)</b>											
Programming Expense / Expense Total		23.6	23.6		23.9		21.0		23.0		
Programming Expense / Revenue Total		22.6	24.0		26.6		18.3		22.3		
<b>Staff</b>											
Total Salaries		6,835,930	6,730,834	-1.54	7,528,780	11.86	4,317,233	-42.66	5,405,746	25.21	-5.7
Avg Staff Count		228.5	252.6	10.53	229.4	-9.17	164.2	-28.44	166.1	1.16	
Avg Salary (\$)		29,917	26,651	-10.91	32,819	23.14	26,301	-19.86	32,555	23.78	2.1
Salaries/Expense Total (%)		39.1	41.0		42.9		39.1		42.4		
<b>Profitability (%)</b>											
Operating Margin		4.3	-1.5		-11.3		13.1		3.2		
P.B.I.T. Margin		0.5	-4.7		-14.6		11.1		0.1		
Pre-tax Margin		3.2	3.4		-8.6		15.9		4.2		

CAGR = Compound Annual Growth Rate